



Evaluation of Norwegian Development Cooperation to Promote Human Rights

Report 7/2011 – Mapping Study



Norad

Norwegian Agency for
Development Cooperation
P.O.Box 8034 Dep, NO-0030 Oslo
Ruseløkkveien 26, Oslo, Norway

Phone: +47 22 24 20 30

Fax: +47 22 24 20 31

Photo: Durban, South Africa, Jan Speed

Design: Agendum See Design

Print: 07 Xpress AS, Oslo

ISBN: 978-82-7548-604-0

Evaluation of Norwegian Development Cooperation to Promote Human Rights

Mapping Study

September 2011

Scanteam

Task Team:

Mr. Vegard Bye, Scanteam, team leader

Ms. Riselia Bezerra, Scanteam

Mr. Arne Disch, Scanteam

Ms. Anne-Helene Marsø, independent consultant

Mr. Peter Noorlander, independent consultant

Mr. Bob van der Winden, independent consultant

Resource Persons/Local Advisors:

Prof. Olle Törnquist, Institute of Political Science, University of Oslo

Ms. Rana Sui Inboden, Oxford University

Ms. Nusya Kuswantin, independent consultant, Jakarta

Quality Assurors:

Mr. Erik Whist, Scanteam

Mr. William O'Neill, Social Science Research Council (SSRC), New York

Preface

Is there a clear policy behind the Norwegian support to human rights? Is there a specific Norwegian profile in the support to human rights? What results have been achieved?


These were among the questions the evaluation team was asked to answer. Almost 10 billion kroner (approximately 1,8 billion US dollars) have been given to development cooperation to promote human rights over the past decade.

The purpose of the evaluation was to know more about the nature and effect of Norwegian support to human rights, with a view to informing future work in this area.

A mapping and analysis of the human rights portfolio, an evaluation of the support to freedom of expression with particular emphasis on free and independent media, and an evaluation of the country programs of the Norwegian Centre for Human Rights (NCHR) in Indonesia and South Africa were three main components of the evaluation.

Scanteam carried out the evaluation and is responsible for the content of the report, including its findings, conclusions and recommendations.

Oslo, September 2011



Hans Peter Melby
Acting Director of Evaluation

Acknowledgements and Disclaimer

The review team has been working on this task since October 2010, and would like to thank the large number of people who have made themselves available for interviews, consultations and advice. This includes present and former MFA and Norad staff in Oslo and at embassies in the countries where we have made field visits, NGO representatives, representatives of the Norwegian Centre for Human Rights (NCHR), partners of the projects in Serbia, Macedonia, Zambia and Indonesia, as well as a number of Norwegian public and private institutions consulted for this task. The team has generally been met by a positive and forthcoming attitude, for which we are grateful.

The team has consisted of Scanteam and non-Scanteam consultants. Vegard Bye/Scanteam has been the Team Leader with overall responsibility for report, the qualitative analysis of the portfolio (Part A of the ToR) and for policy issues around general Norwegian human rights policy. This has implied many interviews and considerable document consultation in Oslo. Arne Disch/Scanteam has carried out the mapping study, including the more quantitative analysis of the portfolio. Riselia Bezerra/Scanteam has done the assessment of the NCHR programmes, including the field study in Indonesia (supported by Nusya Kuswantin). Anne-Helene (Lene) Marsø has put together the Human Rights Portfolios. Peter Noorlander was responsible for the assessment of freedom of expression aspects (including field work in Serbia and Macedonia) and Bob van der Winden of the media support portfolio (including field work in Zambia). Noorlander and van der Winden have also done a desk study of support to various organisations within this field (Part B of the ToR). All these are independent consultants.

The team has been supported by Olle Törnquist (Institute of Political Science at the University of Oslo) as resource person on Indonesia. Erik Whist, Scanteam, and William O'Neill, internationally recognized as legal human rights experts and now a staff of the Social Science Research Council (SSRC) in New York have been responsible for quality assurance of the process and the report.

This Report is the responsibility of its authors, and responsibility for the accuracy of data included in this report rests with the authors. The findings, interpretations and conclusions presented in this report do not necessarily reflect the views of Norad's Evaluation Department.

Contents

| | |
|--|------------|
| Preface | iii |
| Acknowledgements and Disclaimer | v |
| Abbreviations and Acronyms | ix |
| 1. Background and Objectives | 3 |
| 1.1 The Norad Database and Identifiers/Classifiers | 3 |
| 1.2 Norwegian Budget Classifiers | 4 |
| 1.3 DAC Sector Classifiers | 5 |
| 1.4 Identifying Norway's Human Rights Portfolio | 6 |
| 1.5 Findings and Conclusions | 8 |
| 2. Mapping the Human Rights Portfolio | 9 |
| 2.1 Disbursements by Geographic Area | 11 |
| 2.2 Key Recipient Countries | 12 |
| 2.3 Size Distribution of the Assistance | 15 |
| 2.4 Findings and Conclusions | 17 |
| 3. Mapping by Budget Chapters | 19 |
| 3.1 The Human Rights Budget Line | 21 |
| 3.2 Findings and Conclusions | 25 |
| 4. Agreement Partners for Human Rights Activities | 26 |
| 4.1 Norwegian NGOs | 26 |
| 4.2 Norwegian Public Sector Institutions | 27 |
| 4.3 Multilateral Channels | 28 |
| 4.4 Local NGOs | 29 |
| 4.5 Regional and International NGOs | 30 |
| 4.6 Other Channels | 31 |
| 4.7 Trends over Time | 31 |
| 4.8 Findings and Conclusions | 32 |
| 5. Support to Freedom of Expression | 35 |
| 5.1 Free Flow of Information Funding | 35 |
| 5.2 Direct Partners | 38 |
| 5.3 Findings and Conclusions | 40 |

| | |
|--------------------------------------|-----------|
| 6. Country Support | 42 |
| 6.1 Palestine Program | 42 |
| 6.2 Guatemala Program | 43 |
| 6.3 African Partner Country Programs | 43 |
| 6.4 Findings and Conclusions | 44 |
| ANNEX A: Background Tables | 47 |

List of tables

| | |
|--|----|
| Table 1.1: Norad Database, overview of possible human rights disbursements | 6 |
| Table 1.2: Norad Database, Portfolio of Human Rights disbursements analysed | 7 |
| Table 2.1: Human Rights and Total Aid Funding 1999-2008 | 10 |
| Table 2.2: Geographic allocations, aggregate figures 1999-2008, | 12 |
| Table 2.3: Range of size and number of disbursements for the ten-year period 1999-2008 | 16 |
| Table 3.1: Chapter 163 (191), disbursements by year by DAC sub-sector | 22 |
| Table 3.2: Disbursements to Palestinian, Israeli human rights organisations | 24 |
| Table 5.1: Range of size and number of agreements for the ten-year period 1999-2008 | 36 |
| Table 5.2: Distribution of funding by largest partner countries, regions, 1999-2008 | 36 |
| Table 5.3: Media Funding in Zambia, by major partner programs | 37 |
| Table 5.4: Annual Disbursements, Key Partners for Freedom of Expression | 39 |
| Table 5.5: Annual Disbursements, from Budget Line 163 | 40 |

List of figures


| | |
|---|----|
| Figure 2.1: Total disbursements, human rights activities, 1999-2008 | 9 |
| Figure 2.2: Human rights funding by major sub-sector, by year | 11 |
| Figure 2.3: Annual disbursements to 15 largest recipient countries | 14 |
| Figure 2.4: The distribution by country and main sub-sector | 14 |
| Figure 2.5: Relative share to the four sub-sectors by major recipient country | 15 |
| Figure 3.1: Relative shares of human rights funding by budget line, 2002-2003 | 20 |
| Figure 3.2: Relative shares of human rights funding by budget line, 2004-2006 | 20 |
| Figure 3.3: Relative shares of human rights funding by budget line, 2007-2008 | 21 |
| Figure 4.1: Share of funds through identified alternative channels | 26 |
| Figure 4.2: Relative share of funding through alternative channels over time | 32 |
| Figure 5.1: Free Flow of Information funding, Annual Disbursements | 35 |

Abbreviations and Acronyms

| | |
|---------|---|
| ACHPR | African Charter on Human and Peoples' Rights |
| ACPDT | African Community Publishing and Development Trust |
| AMDI | African Media Development Initiative |
| ANEM | Association of Independent Electronic Media |
| AU | African Union |
| CC&I | Claims, Concerns and Issues |
| CHRI | Commonwealth Human Rights Initiative |
| CJFE | Canadian Journalists Free Expression |
| CPR | Civil and Political Rights |
| CR | Community Radio |
| CRC | Convention on the Rights of the Child |
| CSR | Corporate Social Responsibility |
| DAC | Development Assistance Committee |
| DemDev | Democratic Development |
| ESCR | Economic, Social and Cultural Rights |
| FAFO | Institute for Labour and Social Research (an Oslo-based Think Tank) |
| FES | Friedrich Ebert Stiftung |
| FoE | Freedom of Expression |
| FoI | Freedom of Information |
| FORB | Freedom of Religion or Belief |
| FORCOM | Forum of Community Radios Mozambique |
| GSJC | Gimlekollen School of Journalism and Communication |
| HR | Human Rights |
| HRC | Human Rights Council (of the UN) |
| ICCPR | International Covenant on Civil and Political Rights |
| ICESCR | International Covenant on Economic, Social and Cultural Rights |
| ICORN | International Cities of Refuge Network |
| ICT | Information and Communication Technology |
| IFEX | International Freedom of Expression Exchange |
| IGO | Inter-Governmental Organisation |
| ILO | International Labour Organisation |
| IMF | International Media Fund |
| IMS | International Media Support |
| INGO | International NGO |
| IWPR | Institute of War and Peace Reporting |
| LGBT(I) | Lesbian, gay, bisexual, transgender, (and intersex) (LGBTI) people |
| MAZ | Media Alliance of Zimbabwe |
| MDP | Media Development Project (Mozambique) |

| | |
|--------|---|
| M&E | Monitoring and Evaluation |
| MFA | Ministry of Foreign Affairs (of Norway unless otherwise specified) |
| MISA | Media Institute of Southern Africa |
| MMPZ | Media Monitoring Project Zimbabwe |
| MTF | Media Trust Fund (Zambia) |
| NCA | Norwegian Church Aid |
| NCC | National Constitutional Conference (Zambia) |
| NCHR | Norwegian Centre for Human Rights |
| NGO | Non-Governmental Organisation |
| NHRAP | National Human Rights Action Plan |
| NOK | Norwegian Kroner |
| Norad | Norwegian Agency for Development Cooperation |
| NPA | Norwegian People's Aid |
| NRC | Norwegian Refugee Council |
| OAS | Organisation of American States |
| OECD | Organisation for Economic Cooperation and Development |
| OSCE | Organisation for Security and Co-operation in Europe |
| OSF | Open Society Foundation |
| OHCHR | Office of the (UN) High Commissioner for Human Rights (now often referred to as United Nations – Human Rights) |
| PAZA | Press Association of Zambia |
| PEN | Poets, Playwrights, Essayists and Novelists |
| RLC | Radio Listening Club |
| RM | Radio Mozambique |
| SADC | Southern African Development Community |
| SWOT | Strengths, Weaknesses, Opportunities, Threats |
| SWRA | Short Wave Radio Africa |
| ToR | Terms of Reference |
| UDHR | Universal Declaration of Human Rights |
| UN | United Nations |
| UNDP | United Nations Development Programme |
| UNESCO | United Nations Educational, Scientific and Cultural Organisation |
| UNFPA | United Nations Population Fund |
| UNHCR | United Nations High Commissioner for Refugees |
| UNICEF | United Nations Children's Fund |
| UNIFEM | United Nations Development Fund for Women |
| UPR | Universal Periodic Review (process under the responsibility of the UN Human Rights Council) |
| ZAMCOM | Zambian Mass Communication Institute |
| ZIMA | Zambian Independent Media Association |

Main Report



1. Background and Objectives

Norad's Evaluation Department has contracted an evaluation of Norwegian development cooperation to promote human rights during the last decade. According to the Terms of Reference (TOR), there are two principal objectives for the evaluation:

- i. To provide an overview of allocations for human rights (HR) in Norwegian development cooperation, and
- ii. To document and assess the changes brought about by this support in selected areas.

The Scope of Work notes that evaluation contains three separate tasks:

- Mapping and analysis of the human rights portfolio – understood as support to the priority areas – over the past decade;
- Evaluation of the support to freedom of expression, where free and independent media is singled out as a particular area of attention;
- Evaluation of two country programs of the Norwegian Centre for Human Rights (NCHR) in China – later replaced by South-Africa – and in Indonesia.

This Mapping Study is thus the first deliverable for the evaluation as it provides a quantitative overview of Norway's funding support to the field of human rights over the last ten years. While this report is not a required deliverable according to the TOR, the team believes that it is a critical product of the task and in many areas lays the foundation for the rest of the evaluation by identifying key trends and aspects of the overall funding.

1.1 The Norad Database and Identifiers/Classifiers

The portfolio mapping is based on Norad's aid database, which covers all Norwegian aid including the various aspects of human rights (HR). There are several ways of classifying the assistance that will be used in the analysis here.

The first one is the Norwegian budget structure, where allocations are broken down by main chapter and sub-chapters.

The other is the Development Assistance Committee (DAC) scheme where funding is structured by main sector and sub-sector.

A third way of looking at the support is according to the policy markers that Norway uses. That is, each agreement/project is marked off according to whether it contributes to a particular Norwegian policy concern or not. One of these is human rights, which thus is an important feature of the database. Other markers that are used

identify particular target groups such as indigenous peoples or the handicapped, both of which would be beneficiary groups that normally are considered to be relevant to human rights concerns.

The database also shows the geographic area that is to benefit from the funding – countries, regions/continents, global – and the agreement partner: the organisation that has signed the contract with Norway and thus is legally responsible for funds use and results.

1.2 Norwegian Budget Classifiers

The structure of the Norwegian budget is complicated when it comes to identifying which resources have been disbursed in favour of human rights objectives. There are two basic reasons for the problem.

The first one is that the overall structure of the budget was re-organized as of budget year 2002. For the first three years 1999-2001, the main chapter to be considered was “191 – Human rights, humanitarian assistance and refugee assistance” where the sub-chapter was “70 – Human rights, humanitarian assistance and refugee assistance”. As of 2002, the main chapter became “163 – Emergency and humanitarian assistance and human rights”, with the key sub-chapter “71- Humanitarian assistance and human rights”.

The main chapter for the first three years thus included aid to refugees while in the second period this was not included. More important is that in both periods the sub-chapter did not have human rights as an exclusive objective, as even revised sub-chapter as of 2002 included both humanitarian assistance and support to human rights. As Norway has always been a major funder of humanitarian assistance, much of the funding identified here would thus be for that objective and not for human rights¹.

Another problem is that key human rights areas were funded from other budget lines. Budget lines for “Women and equality” funded large human rights activities for women while “164 – Peace, reconciliation and democracy” funded much of the support to the Western Balkans region over the last ten years which also included considerable support to various human rights interventions.

These budget lines are in some sense easy to analyse since their description says a lot about the objectives for which the funding has been provided. Two other sets of budget lines cloud the picture, however.

The first one is the geographic allocations. The chapter often describes the main region – normally a continent – which the funding is for. The sub-chapter may give a country or a region (continent or sub-continent) regarding the area that is to benefit from the funding. These chapters include the large-scale funding to the standard bilateral cooperation, and thus large parts if not all the funding for human rights support in a given country.

1 This has changed as of 2010, with a new sub-chapter “72 – Human Rights” separated out.

The other is where funding is defined to be for a particular actor or channel. This includes all the so-called multi-bilateral support (funding that goes through a multi-lateral agency such as UN bodies or the World Bank that has been agreed to at the country level). Much of the support to UN agencies at country level is exactly for various forms of democratic development, including human rights, and thus again is not easy to identify based on the budget line headings.

Furthermore, the large-scale block grants for multilateral agencies are untied aid and thus may be used also for human rights support, though Norway would have no way of recording this as human rights support.

The Norwegian budget – as any other country’s budget – reflects allocation criteria that are to address a range of political objectives. What is clear from the above is that some of the funding is allocated based on policy objectives (human rights), another category is geographic allocation, and the third is support through particular actors, such as the UN, as strengthening the UN is itself a political objective. But these three categories do not represent a coherent and consistent classifying scheme that ensures that all relevant funding, either for an objective, a geographic region, or a channel, can be identified.

This means that any analysis using budget lines becomes questionable. If funding over “150 Africa – regional” has increased it does not mean that funding to human rights in Africa has increased. Funding to HR within that budget line may have fallen, or while it may have *increased* in absolute terms it may have *fallen* as a share of that budget line, or it may have *fallen* over that budget line but African countries may have received an even *larger* increase in human rights funding due to an increase over “163 Human Rights”.

Using the budget structure as a means for identifying Norwegian support for human rights is hence questionable. However, in combination with the DAC classifier (see next section), it is possible to identify trends in budget allocations, which will be done in chapter 4.

1.3 DAC Sector Classifiers

Norway reports annually how its development assistance has been used to the Development Assistance Committee (DAC) of the OECD, structured according to the DAC sector classification scheme that is now used by all donors. This scheme has been stable during the ten year period in question. It is also a systematic ends-use scheme: all the funds are to be classified according to the objectives of the financing. The use of channels or regional targeting is thus not conflated into this dimension.

The focus here is on DAC Sector 151 “Government and civil society”, where the terms of reference (TOR) of the evaluation ask that the mapping be based on sub-sector 62, “Human Rights”. The TOR note that in 2008 disbursements under this sub-sector totalled NOK 433 million, which thus included all the different Norwegian budget lines.

However, there are in fact four sub-sectors under DAC 151 where one can find significant human rights activities, namely “30: Legal and judicial aid”, “50: Civil society support”, “62: Human Rights” and “63: Free flow of information”. Most of the Legal/Judicial aid is for strengthening systems that address the human rights situation in a country. Much of Civil Society support is strengthening human rights advocacy groups or human rights programs that they support. And the Free Flow of Information category covers the Freedom of Expression dimension in the TOR.

For the ten-year period that this evaluation is looking at, the total number and the value of disbursements for each of these four sub-sectors are given in table 1.1 below.²

Table 1.1: Norad Database, overview of possible human rights disbursements

| DAC Sub-categories | Number of disbursements | Total value, NOK '000 |
|-------------------------------|----------------------------|-----------------------|
| 30 – Legal and Judicial aid | 649 disbursements | 1,291,666 |
| 50 – Civil society support | 3,681 disbursements | 4,357,305 |
| 62 – Human rights | 3,311 disbursements | 3,614,744 |
| 63 – Free flow of information | 373 disbursements | 479,756 |
| Totals | 8,014 disbursements | 9,743,471 |

That is, during these ten years Norway has disbursed nearly NOK 10 billion in areas considered human rights, through over 8.000 separate payments.

1.4 Identifying Norway’s Human Rights Portfolio

Not all of the above activities are truly human rights focused, and not all of them are equally important for the analysis of the portfolio. Two steps have therefore been taken to improve the relevance of the portfolio for the analysis.

The first is to use Norway’s policy marker “Human Rights” in the database. For each project the desk officer that entered the data marked whether the project in question had Human Rights as a “Main Objective” or “Significant Objective” or “None”.

In the case of the Human Rights and Free Flow of Information sub-sectors all of the activities have in principle been included since their overall classifier is the one asked for in the Evaluation’s TOR.

When it comes to Legal/Judicial Aid and Civil Society Support, however, only those activities that have Human Rights as “Main Objective” have been included. This meant that about 25% of the activities in both of these sub-sectors were eliminated.

² Note that number of disbursements is greater than number of projects/agreements. The database is set up to capture payments by year, so for a multi-year agreement, each annual disbursement is recorded separately. For many budget lines that fund human rights activities, allocations are in fact annual, but for regional allocations, multi-year agreements are common. There is unfortunately no easy way to identify number of projects.

Disbursements that were less than NOK 50,000 were then eliminated. Most of these disbursements were “tail ends” of programs where final mop-up funding was needed or where activities had ended and there was a small unspent amount left over that was returned to Norway as per the agreement. This category clearly also includes a number of stand-alone activities such as low-cost workshops, seminars etc, but it was felt that the bias in removing these was slight.

This step eliminated a further 920 disbursements – about every ninth disbursement still in the database – but the total funding involved was just under NOK 19 million. While the funding thus was minuscule these disbursements might introduce a lot of “noise” regarding the structure of activities that were funded, the channels used, countries of focus etc.

The universe of disbursements that this mapping study has looked at thus consists of just under 7 200 for a total of just over NOK 7.95 billion, as shown in table 1.2 below.

Table 1.2: Norad Database, Portfolio of Human Rights disbursements analysed

| DAC Sub-categories | No. of disbursements | Total value, NOK '000 | Share of total |
|-------------------------------|----------------------------|-----------------------|----------------|
| 30 – Legal and Judicial aid | 558 disbursements | 904,446 | 11.4% |
| 50 – Civil society support | 3,036 disbursements | 3,271,220 | 41.1% |
| 62 – Human rights | 3,220 disbursements | 3,318,361 | 41.7% |
| 63 – Free flow of information | 372 disbursements | 460,651 | 5.8% |
| Totals | 7,186 disbursements | 7,954,678 | 100% |

By far the largest share of the total funding has gone to the Human Rights and Civil Society support sub-sectors, which both received just over 41% of the total. Legal and Judicial aid got 11.4% and support to Free Flow of Information half of this again.

While the average size of disbursements at this aggregate level does not say much, it is still interesting to note that for three of the sub-sectors the annual average budget was about NOK 1 million, while for the Legal and Judicial aid the average size was a over NOK 1.6 million. Overall, however, average annual budgets were in fact quite small.

Two caveats regarding this portfolio should be noted. The first one is already mentioned: large block grants that include support to human rights activities are not captured.

The other one may be more important, which is that all disbursements, no matter how many objectives or sub-components are being funded, can only be classified in one sub-sector. That is, a project that provides support to building capacity and

strengthening human rights for women in the agricultural sector may be classified as a women's project, a human rights project, a capacity building project, or an agricultural project. Where the project ends up being classified is up to the individual desk officer to decide, where different desk officers may view the same project differently. Whether this bias increases or reduces the "true" Human Rights support universe is impossible to know.

1.5 Findings and Conclusions

The Norad database contains a number of classifiers: Norwegian budget lines, DAC sector definitions, Norwegian policy markers, and agreement partners. For identifying Norwegian human rights funding, the best classification scheme is DAC's, which will be used as the primary identification scheme here.

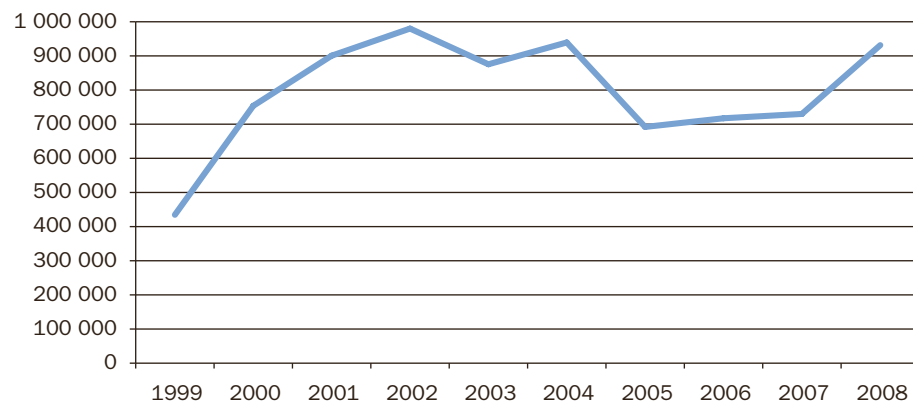
The DAC classification scheme contains four sub-sectors that are relevant for the current exercise: Judicial and Legal aid, Civil Society support, Human Rights, and Free Flow of Information. The database for the ten-year period shows 8.000 disbursements with total value of nearly NOK 10 billion across these four sub-sectors.

- Some activities in the first two categories are not relevant and have been dropped, along with all activities with disbursements under NOK 50,000, leaving a database with 7,200 disbursements and just under NOK 8 billion in total payments for the portfolio mapping.
- This portfolio does not include all human rights efforts since the classification scheme misses some and has included others that fund components that are not human rights relevant. However, given the database structure, this is the "best fit" universe.

2. Mapping the Human Rights Portfolio

The total funding for human rights activities over the ten year period increased from around NOK 400 million in 1999 to about NOK 1 billion three years later, as seen in figure 2.1 below. It then remained more or less at that level for the two following years before it dropped to around NOK 700 million each year over the three-year period 2005-2007. Allocations then grew to just over NOK 930 million in 2008. In real terms the greatest allocation was thus the NOK 980 million in 2002, which was nearly 18% higher than the 2008 allocation (given the 11.8% consumer price inflation during the period).

Figure 2.1: Total disbursements, human rights activities, 1999-2008 (current NOK '000)



However, as a share of total Norwegian development assistance, the picture is quite different. Table 2.1 shows funding for human rights as share of total Norwegian aid. This shows that the height of the relative importance of human rights funding was reached in 2001-2002. It then saw its share halved in the years 2005-2007, before the funding in 2008 reached the same relative importance as at the starting point in 1999: 4.07%

Table 2.1: Human Rights and Total Aid Funding 1999-2008, in NOK '000 and shares

| Year | Human Rights | Total aid | Share |
|------|--------------|------------|--------|
| 1999 | 434,565 | 10,680,090 | 4.07 % |
| 2000 | 753,770 | 11,115,146 | 6.78 % |
| 2001 | 900,652 | 12,103,756 | 7.44 % |
| 2002 | 980,052 | 13,544,316 | 7.24 % |
| 2003 | 875,463 | 14,468,882 | 6.05 % |
| 2004 | 939,370 | 14,814,938 | 6.34 % |
| 2005 | 691,977 | 17,994,996 | 3.85 % |
| 2006 | 717,326 | 18,826,914 | 3.81 % |
| 2007 | 730,004 | 21,808,456 | 3.35 % |
| 2008 | 931,500 | 22,862,065 | 4.07 % |

Source: Norad aid database; Norad web-site/aid statistics.

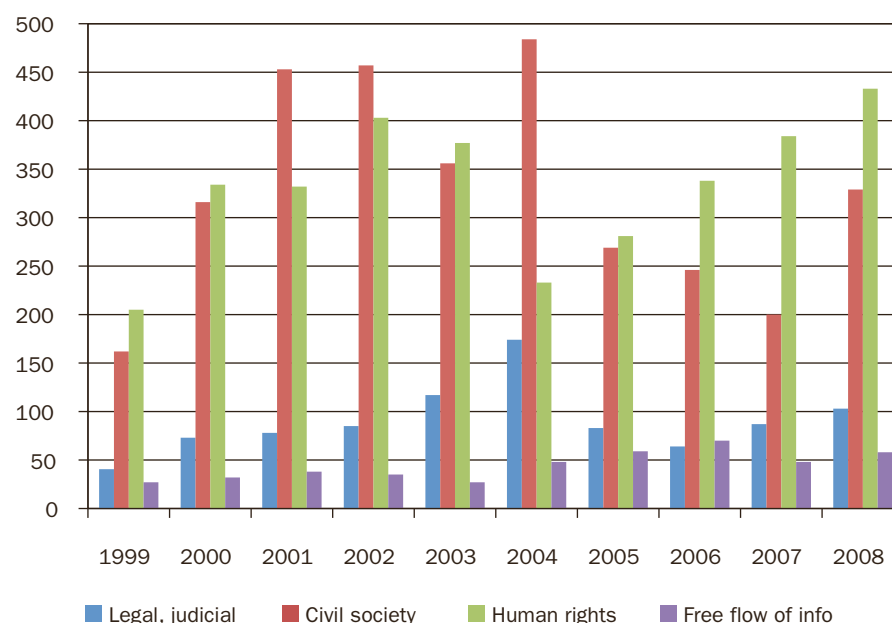
When it comes to the four sub-sectors of human rights that were funded, the funding has shifted considerably between them, as can be seen in figure 2.2 below.

It was the rapid rise in funding first and foremost for Civil Society activities that drove and maintained the large-scale funding for human rights during the first six years. The funding to this sub-sector then dropped as more funding shifted to the more direct Human Rights sub-sector. However, even human rights saw considerable growth during the first five years until 2004 which was a somewhat anomalous year with a peak in funding for Civil Society and a precipitous drop in Human Rights funding, before the latter category experienced a sustained growth pattern over the last five years.

Legal and Judicial aid followed a somewhat similar pattern to that of Civil Society funding, though at a much lower level, seeing funding increasing more than four times from 1999 to 2004 before being cut in half in 2005 and then slowly increasing a total of 20% by 2008.

The Free Flow of Information sub-sector has seen the least volatility despite its small size, hovering between NOK 25 to 40 million during the first five years and then moving to an average of around NOK 60 million during the last five years (Annex table A.1 gives the figures).

Figure 2.2: Human rights funding by major sub-sector, by year, in NOK mill



2.1 Disbursements by Geographic Area

When it comes to disbursements by geographic region, there are essentially three regions used in the database: (i) global, (ii) regional, and (iii) country specific.

Table 2.2 below shows aggregate allocations for the period by key geographic regions: the global allocation, the regional allocations, and then total allocation to specific countries.

As can be seen, the global allocation of just over NOK 950 million represents 12% of the total while the funding through the nine regional areas identified channelled almost NOK 1.2 billion, which is about 15% of the total. Of this, however, NOK 510 million was for what is called EU regional, most of which was in connection with the conflict in the Western Balkans at the beginning of the period: over NOK 300 million was disbursed during the three years 2000-2002. The remaining NOK 5.8 billion, or nearly three-quarters of total funding, went to country-specific activities, distributed across a total of nearly 100 countries³.

³ The countries are Afghanistan, Albania, Angola, Argentina, Armenia, Azerbaijan, Bangladesh, Belarus, Bolivia, Bosnia-Herzegovina, Botswana, Brazil, Burundi, Cambodia, Cameroon, Chad, Chile, China, Colombia, Democratic Republic of Congo, Republic of Congo, Croatia, Cuba, Dominican Republic, East Timor, Ecuador, Egypt, El Salvador, Eritrea, Ethiopia, Georgia, Ghana, Guatemala, Haiti, Honduras, India, Indonesia, Iran, Iraq, Jamaica, Jordan, Kazakhstan, Kenya, Kyrgyzstan, Laos, Lebanon, Lesotho, Liberia, Macedonia, Madagascar, Malawi, Malaysia, Maldives, Mali, Mauritania, Mauritius, Mexico, Moldova, Mongolia, Montenegro, Morocco, Mozambique, Myanmar, Namibia, Nepal, Nicaragua, Niger, Nigeria, North Korea, Pakistan, Palestinian territories, Papua New Guinea, Paraguay, Peru, Philippines, Rwanda, Serbia, Sierra Leone, Somalia, South Africa, Sri Lanka, Sudan, Syria, Tajikistan, Tanzania, Thailand, Togo, Tunisia, Turkey, Turkmenistan, Uganda, Ukraine, Uruguay, Uzbekistan, Venezuela, Viet Nam, Yemen, Zambia, and Zimbabwe.

Table 2.2: Geographic allocations, aggregate figures 1999-2008, in current NOK

| | Allocations | | Share |
|------------------------------|-------------|----------------------|----------------|
| Global | | 950,737,000 | 12.0 % |
| EU regional | 510,159,000 | | |
| Africa regional | 197,833,000 | | |
| Sub-Saharan Africa regional | 63,914,000 | | |
| Asia regional | 167,822,000 | | |
| South-Central Asia regional | 18,341,000 | | |
| Middle East regional | 38,800,000 | | |
| America regional | 64,387,000 | | |
| North and Central America | 88,632,000 | | |
| South American regional | 37,469,000 | 1,187,357,000 | 14.9 % |
| Country specific allocations | | 5,816,584,000 | 73.1 % |
| | | 7,954,678,000 | 100.0 % |

The human rights funding is thus quite fragmented geographically. But while about half a dozen countries have only one agreement for human rights support, the 15 largest recipient countries account for over half the funds, having received NOK 3 billion.

2.2 Key Recipient Countries

The group of 15 largest recipients include Guatemala in Central America, Colombia in South America, Sri Lanka in Asia, the Palestinian territories in the Middle East, Sudan in Africa, and Bosnia-Herzegovina in Europe. These six countries are all countries where Norway has been engaged either in longer-term peace efforts (the first five mentioned) or direct intervention and subsequent support to democratisation efforts (Bosnia-Herzegovina). The other nine countries are all African states where Norway generally has a broader development cooperation engagement (see Annex table A.2 for the figures for these countries).

In figure 2.3 the annual disbursements to each of these 15 largest recipients are presented. The largest recipient, the Palestinian territories with a total of nearly NOK 460 million, is listed first and then the other countries in order of declining total disbursements, with the last one, Kenya, having received a total of just over NOK 125 million.

Four of the five largest recipients are conflict countries: Palestine, Guatemala, Bosnia-Herzegovina and Sri Lanka. The fifth country is South Africa, where Norway's Centre for Human Rights has had a program that accounts for a large share of the funding. Neither China nor Indonesia, the two countries with NCHR programs that are going to be looked into by this evaluation, are in this group of 15 largest reci-

ents (China is the 16th largest, with funding of NOK 125.7 million, while Indonesia has received NOK 73.8 million).

When it comes to the time profile for the support to the various countries (figure 2.3), the specific conflicts or challenges in the country can explain some of the variation. In the case of Palestine, the sudden peak in 2001 and 2002 is connected to the *intifada* and the Israeli response to this, and the massive suffering of the population especially in Gaza as a result.

In Sri Lanka, the dynamics of the conflict also seem to have driven the allocations, where two peaks, one in 2002 and the other 2004, drove disbursements to around NOK 50 million compared to a more stable NOK 10-15 million the other years.

In Bosnia, the funding jumped in 2002 as Norway became more heavily engaged in the judicial and human rights fields. But this was not a direct consequence of the armed conflict – the fighting ended in 1995 with the Dayton Peace Agreement – but the reform of the courts administration system and funding for local human rights organisations began coming into place as a more coherent support effort.

On the other hand, in Guatemala Norway's continued assistance has been linked to the larger political problems in the country. Norway has channelled a lot of its assistance through the UN system, for legal sector reform, but even more to local NGOs and indigenous people's organisations. The overall time profile has thus been fairly stable, with annual disbursements largely in the NOK 30-40 million range, reflecting a longer-term commitment to the processes taking place on the ground.

A similar story can be seen in South Africa, where the human rights program has led to a fairly stable disbursement profile hovering around NOK 18 million the last seven years.

So the disbursement profile is not simply a function of the conflict picture in a country, but is affected also by other circumstances. This can also be seen in how the human rights funding shifts between the four sub-sectors. Figure 2.4 shows the actual amounts disbursed by sub-sector in these 15 countries, while figure 2.5 shows the relative share of each sub-sector in a country's total.

Annex table A.3 shows that the single largest country-sector allocation was for civil society in Palestine. This is somewhat misleading, however, since much of this is in fact Norwegian funding through the World Bank administered trust fund ("*Holst Fund*") in 2001 and 2002 in response to the crisis faced by the population after the *intifada*. Norway provided NOK 90 million each year in this way, which was then largely channelled through civil society organizations. Whether these NOK 180 million should be considered support to civil society and for human rights as this concept is normally understood, or rather humanitarian assistance but through human rights based organisations, is thus a relevant question.

Figure 2.3: Annual disbursements to 15 largest recipient countries, in NOK mill

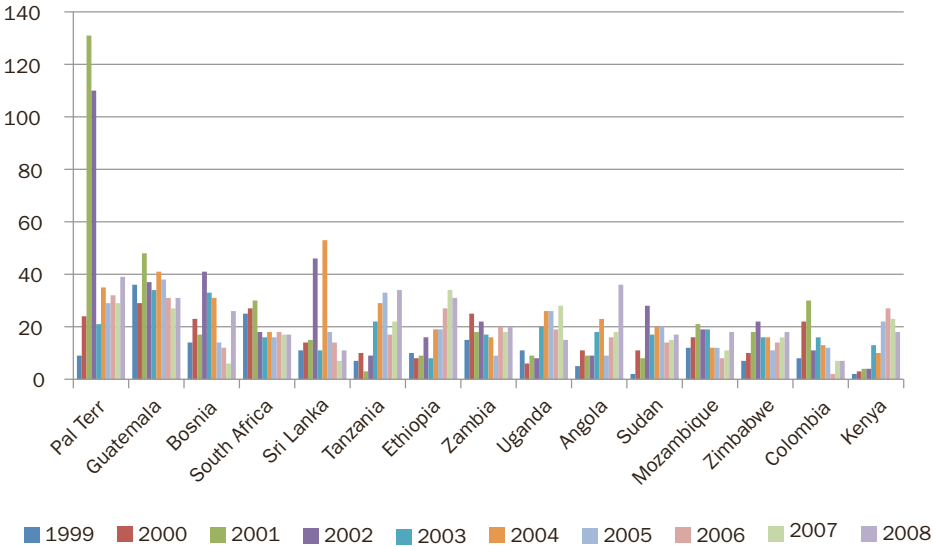


Figure 2.4: The distribution by country and main sub-sector, NOK mill

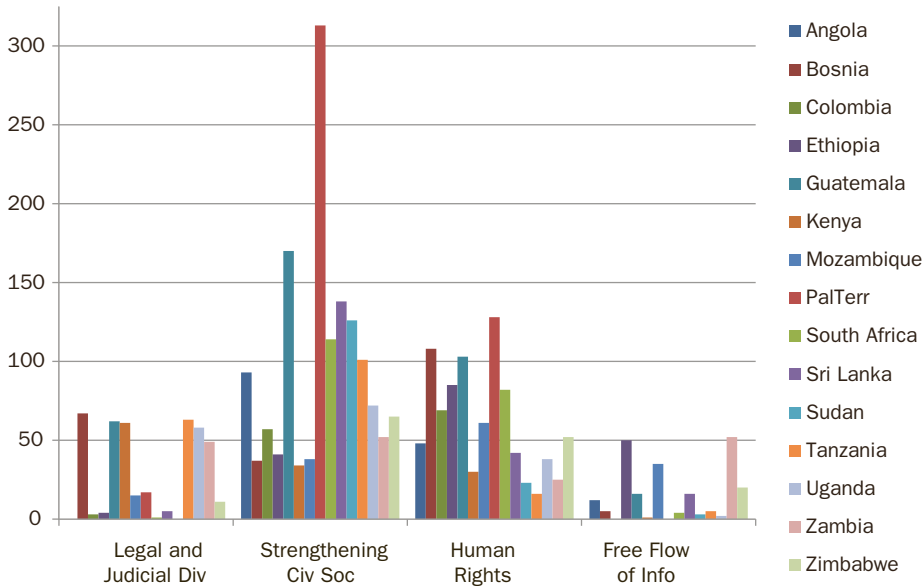


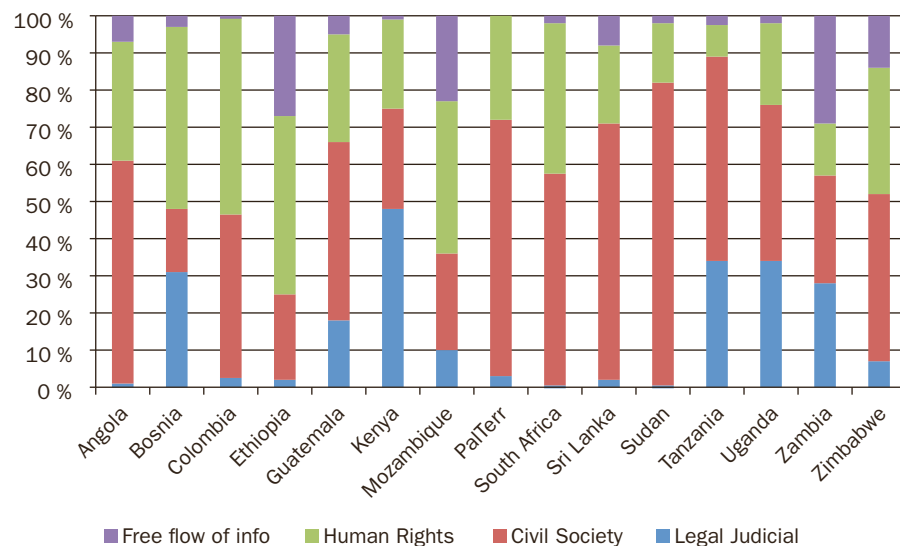
Figure 2.5 (and Annex table A.3) shows that over 80% of total human rights support in Sudan is classified as support to civil society development where human rights was the major objective. A similar picture can be seen for Angola and Sri Lanka. The reasons may be somewhat different, however. Most of the Sudan support is in the south, where government structures are extremely weak, so there was no public sector absorptive capacity. In Angola and Sri Lanka, the reasons may have been different, so country program knowledge is required to understand these profiles.

In Kenya, the riots after the 2006 elections led to a sudden increase in support towards the end of this ten-year period, with a focus on reform of the courts system. Figure 2.5 shows that Kenya is the country where the highest share of its human rights support went to legal and judicial sector. Uganda, Tanzania and Bosnia also have just over 30% of their funding to this field, and Zambia over a quarter of its funding also to the legal sector.

When it comes to direct support to the human rights sector, three countries – Bosnia, Colombia and Ethiopia – saw about half their funding classified in this sub-sector, with both Mozambique and South Africa having about 40% of their funding also in this sub-sector.

When it comes to free flow of information, three countries had a significant 25-30% of total human rights funding in this field. These are Ethiopia, Mozambique and Zambia.

Figure 2.5: Relative share to the four sub-sectors by major recipient country



Some of these issues will be looked at in more depth when discussing specific programs: free flow of information (chapter 5) and some of the country programs (chapter 6).

2.3 Size Distribution of the Assistance

The NOK 8 billion have been released in 7,200 payments, as noted earlier. Several issues need to be borne in mind when looking at the structure of these payments.

The first is that many of the projects are for several years and thus have *one* budget that covers a number of annual payments. The number of payments does hence not reflect number of projects funded.

Another issue is that there are programs that go over a number of years made up of several project agreements. The media program in Mozambique was funded in three different phases, and thus had three project agreements and budgets, but ran for eight years and thus has eight disbursements recorded.

An even greater complication is that on a number of the budget lines that fund human rights interventions only annual agreements were signed, even though the actual underlying program continued over time – that is, a series of annual project agreements were signed but without the series being identifiable through for example one project number or title⁴.

The actual structure of the human rights portfolio in terms of projects and larger-scale programs is thus not possible to identify from the database. Instead one would have to go to the level where programs were designed.

In some cases, this would be the country, like the Mozambique media program mentioned above or the Brazil indigenous rights program presented in section 4.4. In other cases, like with some Norwegian NGOs, they are defined in terms of thematic areas with that particular NGO but where activities are distributed across several countries. In both cases, some in-depth knowledge would be required to uncover the underlying program rationale.

While it is therefore not possible to say much about program structure, it is still useful to look at the disbursement profile, as provided in table 2.3, which shows the annual payments grouped by disbursement size.

Table 2.3: Range of size and number of disbursements for the ten-year period 1999-2008

| Range size of disbursement | Disbursements | | Value, NOK (rounded off) | |
|----------------------------|---------------|-------------|--------------------------|--------------|
| | Number | Share | Total | Share |
| NOK 50,000 – 100,000 | 706 | 10.1% | 54,359,000 | 0.7 % |
| NOK 100,001 – 250,000 | 1,347 | 19.2% | 236,053,000 | 2.9 % |
| NOK 250,001 – 500,000 | 1,501 | 21.4% | 565,550,000 | 7.1 % |
| NOK 500,001 – 1,000,000 | 1,544 | 22.0% | 1,155,311,000 | 14.4 % |
| NOK 1,000,001 – 2,500,000 | 1,203 | 17.2% | 1,957,580,000 | 24.4 % |
| NOK 2,500,001 – 5,000,000 | 473 | 6.7% | 1,725,202,000 | 21.5 % |
| NOK 5,000,001 and above | 239 | 3.4% | 2,320,210,000 | 29.0 % |
| Totals | 7,013* | 100% | 8,014,265,000* | 100 % |

*: The number of disbursements is lower than the totals in table 1.2 and the value of the disbursements is higher because disbursements that concern *reimbursements/repayments* have not been included.

4 There is considerable confusion surrounding this issue in the MFA. Most budget lines in the budget document that goes to Stortinget (Parliament) have a clause that says that balances cannot be carried to the following year – that is, end-of-year unspent funds revert to Treasury. Some staff have taken this to mean that it is not possible to sign multi-year agreements. These are, however, two different things. Norad/Embassies have for years signed multi-year agreements *with the proviso* that following years' funding is subject to allocations by Stortinget. Then there are some budget lines that truly are meant only for one-year agreements, such as emergency relief. However, as of 2008, after criticism by the Auditor General's office and years of complaints from Norwegian NGOs, it is now possible to enter into multi-year framework agreements also for emergency aid.

While 10% of the disbursements are for NOK 100,000 or less, this represents less than 0.7% of total disbursements. At the other end of the distribution, the 240 disbursements that are above NOK 5 million – about 3.4% of all disbursements – make up nearly 30% of total payments.

The large disbursements are of four kinds. The first is one already noted – the large-scale funding to the World Bank trust fund for the Palestinian territories in connection with the particular emergency created by the *intifada*. The second are some large-scale interventions in the Western Balkans, especially with Norway's Police Directorate, where it was both seconding staff but also supporting police reform processes, particularly in Serbia right after the fall of Milosevic, but also in other states in the region.

The third group are more global programs with some of the UN agencies. Finally there are some specific programs at country level that got some large-scale funding. This was both for Norwegian NGOs (NPA programs in Tanzania and Sudan in 2008, for example), Norwegian public institutions (such as the Norwegian Centre for Human Rights program in South Africa), or UN agency projects (like UNDP's activities in Guatemala).

2.4 Findings and Conclusions

- Norwegian funding for human rights rose rapidly as of the beginning of the period, from NOK 400 million in 1999 to almost NOK 1 billion in 2002. While there was a “dip” to around NOK 700 million during the three years 2005-2007, disbursements in 2008 were almost back to the 2002 level. As a *share* of a rapidly expanding aid budget, however, the human rights funding grew from just 4.1% in 1999 to nearly 7.5% in 2001 before experiencing a steady decline to 3.4% in 2007 and then rebounding to 4.1% in 2008.
- The funding between main sub-sectors – legal/judicial sector, civil society, human rights, and free flow of information – has shifted over time, though civil society and human rights have both received over 40% of total funding. The trend over the last five years is towards human rights at the expense of civil society support, which may reflect a more realistic classification: it may be that some funding through civil society human rights bodies is classified as human rights due to *channel* more than the *objective* of the funding.
- 12% of funds have been for global and 15% for regional programs, so nearly 75% has been to country efforts, but split across nearly 100 countries. 15 of these account for half the funding, while others have only received one-time support.
- This geographic fragmentation is also seen in the annual disbursements which average just over NOK 1 million. *Administratively* this is a major task, but gives flexibility and thus perhaps higher political *relevance*. Given the sensitive and political nature of many of these efforts, coupled with Norway's well-known (and appreciated) ability to respond quickly to emerging challenges, this may be a strength – though this is only a hypothesis.
- The 15 most important countries have received funding ranging from NOK 126 million (Kenya) to nearly NOK 460 million (Palestine). These countries can be divided into two groups: post-conflict societies, and development partners. In the six countries in the first category – Bosnia-Herzegovina, Colombia, Guate-

mala, Palestine, Sri Lanka and Sudan – Norway has over the last decade been heavily involved in peace and conflict-resolution processes, and thus the human rights funded activities are part of this engagement⁵.

- The other nine countries are more usual development cooperation partners in Africa. Human rights funding was thus complementary to the regular long-term cooperation.
- The funding structure over time in these countries has varied considerably. While the funding to the conflict situations has shown some sudden peaks as a function of changes to the conflict situations, this alone does not really explain all the high variability either in these or the other development cooperation countries. This is explored somewhat in chapter 6 when looking at a couple of country programs.

5 In the case of Sri Lanka, Norway's engagement predates the conflict period and was a classic development cooperation situation, but the conflict dynamic has changed this considerably, though Norway still has a big cooperation programme in the country.

3. Mapping by Budget Chapters

The allocation of Norwegian funds according to budget chapters shows some shifts over time. As pointed to before, the structure of the budget was changed in 2002, so the categories changed somewhat at that point. There were essentially two changes that took place. The first was basically cosmetic: budget lines changed numbering and some of the description/ content of what was being funded, as was noted in section 2.2 above. The other was that the regional allocation, which till 2002 had been one large allocation, was broken down by geographic region/continent.

Table A.5 shows the ten most important budget lines that have been used over time (when there are two budget line numbers, the one in parenthesis is the number that was used during the three-year period 1999-2001). The table shows that two budget lines – “Peace, Reconciliation and Democracy” (32.7%) and “Civil Society and Democracy” (19.7%) – together accounted for over half the funding that is recorded as being for human rights. Together almost NOK 4.2 billion of the NOK 8 billion in support of human rights was funded over these two budget lines. The budget line for “Emergency Relief, Humanitarian Assistance, Human Rights” funded a further 15.2% of the total over the period.

When it comes to funding for human rights over the regional allocations, the most funding by far has been to Africa. During the last seven years, where figures are broken down by region, 60% of total regional support went to Africa. If we assume that the same share of resources went to Africa of the overall regional support during the first three years, Africa received human rights funding totalling (NOK 980 million + 60% of NOK 549 million) about NOK 1.3 billion. That is, human rights funding for Africa is supposedly greater over the regional allocation than all the human rights funding in total is over what is considered to be the key fund for Norwegian human rights financing, namely budget chapter 163 (191), “Emergency Relief, Humanitarian Assistance and Human Rights”.

Asia and Central/Latin America have received about the same amounts in total over the last seven years, about NOK 300 million⁶, while funding for the Middle East – largely Palestinian territory – has totalled just over NOK 73 million.

⁶ The regional allocation to the Americas was labelled Central America till 2006, and then during the last two years the classifier changed to Latin America as support to Bolivia and Brazil was added to the traditional Central American partner countries Guatemala, Nicaragua and Honduras.

The human rights funding that has gone through the multilateral system has been limited – only NOK 170 million over the ten years. This is different from using in particular the UN as a channel for human rights activities. Much of the funding for human rights that has been channelled through the UN has come from regional allocations or from the Emergency Aid and Human Rights, or the Peace, Reconciliation and Democracy budget lines.

The relative importance of the budget lines has changed over time. The three pie charts below show the allocations between the key budget lines for the last seven years (because of the different regional allocations the pie chart for the first three years was not drawn), done for the first two, the next three, and the last two years in the seven years series.

Figure 3.1: Relative shares of human rights funding by budget line, 2002-2003

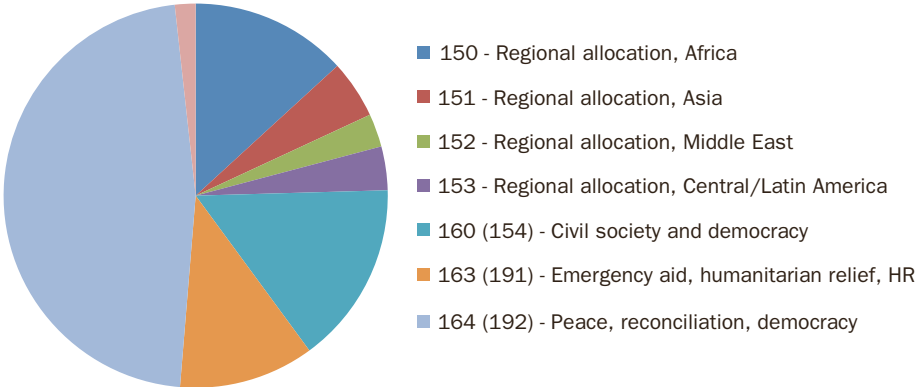


Figure 3.2: Relative shares of human rights funding by budget line, 2004-2006

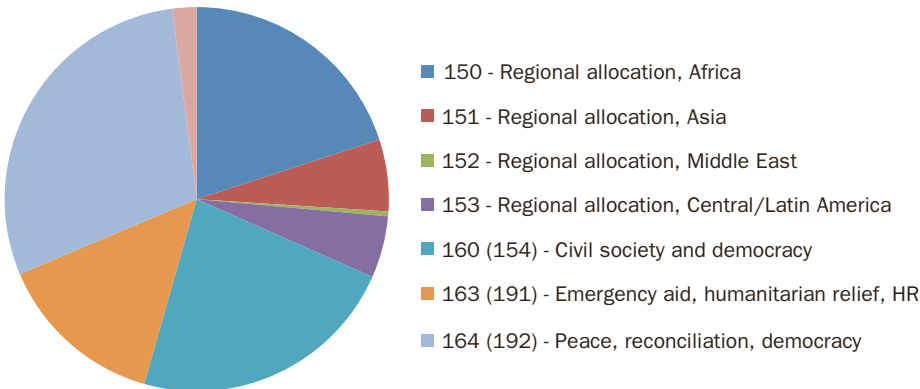
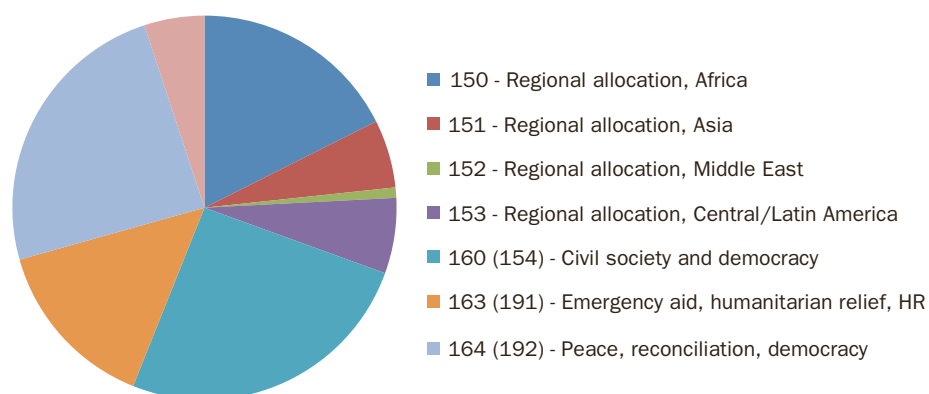


Figure 3.3: Relative shares of human rights funding by budget line, 2007-2008



The most striking change is how the relative importance of the budget line for Peace, Reconciliation and Democracy has gone from about 45% of the total human rights funding during the first two years looked at, to less than a quarter during 2007-08.

The regional allocations, especially for Africa, have grown in importance. While the regional allocations in total made up about 20% of the funding during the first period, this has grown to over 30% during the last period. Funding through the Civil Society and Democracy budget line grew from 15% during 2002-03 to one quarter of total funding at the end of the period.

The funding for human rights over the Human Rights budget line actually declined in relative terms during the middle period before growing significantly during the last period, but still only representing less than 15% of total human rights funding.

3.1 The Human Rights Budget Line

While the human rights budget line provided only NOK 1.2 billion of the nearly NOK 8 billion in human rights funding, this budget line is important, since this is the funding that is under the direct responsibility of the Human Rights unit in the Ministry of Foreign Affairs.

Table 3.1 shows the allocation of this funding (191 during the period 1999-2001, budget line 163 since then) by year across the four key DAC sub-sectors. As can be seen, two-thirds of the funding was for direct human rights work. Almost the entire remaining funding went to human rights work in the civil society sector, while funding for legal and judicial development for human rights got just over NOK 40 million – 3.4% of the total. The support to the free flow of information was a minuscule NOK 13 million over the ten years (see chapter 5 for more on this).

Table 3.1: Chapter 163 (191), disbursements by year by DAC sub-sector (NOK '000)

| Year | 30 – Legal, judicial development | 50 – Civil society | 62 – Human rights | 63 – Free flow of information | Grand Total |
|--------------------|----------------------------------|--------------------|-------------------|-------------------------------|--------------------|
| 1999 | 3,380,0 | 7,127,7 | 80,261,4 | 204,0 | 90,973,2 |
| 2000 | 9,512,9 | 91,663,4 | 82,892,1 | 236,6 | 184,305,0 |
| 2001 | 6,767,0 | 88,155,9 | 72,258,6 | 2,301,6 | 169,483,0 |
| 2002 | 4,184,8 | 61,294,7 | 61,524,1 | 224,2 | 127,227,7 |
| 2003 | 1,011,3 | 22,693,6 | 52,238,1 | 535,0 | 76,477,9 |
| 2004 | 789,0 | 25,360,8 | 63,215,6 | 2,578,6 | 91,943,9 |
| 2005 | 10,330,6 | 15,417,3 | 67,314,4 | 587,0 | 93,649,3 |
| 2006 | 1,569,6 | 33,306,2 | 104,033,4 | 3,594,4 | 142,503,6 |
| 2007 | 3,250,0 | 2,902,8 | 110,308,9 | 250,0 | 116,711,7 |
| 2008 | -151,2 | -94,8 | 115,555,9 | 2,449,2 | 117,759,1 |
| Grand Total | 40,644,0 | 347,827,6 | 809,602,5 | 12,960,5 | 1,211,034,5 |

These funds have been distributed across 375 different agreement partners over the years. Annex table A.6 lists all those that have received a total of at least NOK 2 million distributed across at least three years, to include only those that got some longer-term support. This provides a list of 50 organisations – just over 13% of the total. These 50 organisations together received NOK 788 million, however – two-thirds of the total funding over this budget line⁷. What it also means, however, is that over 300 organisations have received less than NOK 2 mill in total, and often as one-time or two-time contributions. This is in a field where one normally expects change to be difficult to achieve and progress to be slow.

When looking at the list of the 50 most important partners, there are perhaps four groups that stand out. The first is of course the Norwegian partners, which can be sub-divided into two: the NGOs, and the public/semi-public institutions. In the first group are the larger NGOs: Norwegian Red Cross, Norwegian People's Aid, Norwegian Church Aid, Save the Children Norway (*Redd Barna*). In addition come those NGOs that specialize in this field – the Norwegian Human Rights Foundation, the Human Rights House, International Service for Human Rights.

Concerning Norwegian public/semi-public institutions, this includes research and academic institutions like the University of Oslo and the Human Rights Centre at its Faculty of Law, and the two research centres FAFO and the Peace Research Institute of Oslo. In addition there are three institutions linked with the *same* people in

⁷ Amnesty International has received over NOK 25 million but is not on the list, for example, because the funding was basically a one-time contribution of NOK 25 mill in connection with Norway's TV fund raiser in 1999. Similarly the World Bank received a one-time funding of NOK 20 mill and is also not in this table.

northern Norway – Sametinget, Samerådet, and the Resource Centre for the Rights of Indigenous Peoples.

There are in all 21 Norwegian organizations on the list, and they together received NOK 563 million – over 70% of the funding of the 50 organisations on the list though they make up only 40% of the number of organisations. It is also over 46% of the total disbursed over budget line (163 (191) for human rights activities.

This in itself is not unexpected, however. A number of Norwegian NGOs have large rights-based programs, and there are a number of specialized organisations in this field in Norway, such as the largest recipient, the Norwegian Centre for Human Rights at the University of Oslo, which received just over NOK 100 mill over the ten years – over 8% of the total.

The second group are the UN bodies, from specialized agencies like UNICEF, UN Office of the Coordinator for Humanitarian Affairs (UNOCHA), UNHCHR (UN Office of the High Commissioner for Human Rights) to more generalized funds like UN Trust Fund and UNDP. The six UN bodies listed in the table received ten percent of all the funding.

There are then a number of international organisations like International Alert, International Commission of Jurists, Henry Dunant Centre for Humanitarian Dialogue, International Rehabilitation Council for Torture Victims, Human Rights House Foundation that also have received financing over time.

Finally, there are local organisations, where the cluster of human rights organisations in Palestine and Israel is noteworthy. A total of eight organisations have received support totalling NOK 22 million from this budget line, as shown in table 3.2 below. What is interesting about the table, however, is the “stop and go” pattern of the funding: three organisations get funding in 1999 and five get the year after, then in 2001 only two get and only one the year after and in 2003 no organisations received any funding for their human rights work. In 2004 three of them get funding, in 2005 six of them, while four get in the next two years – and none receive anything at all in 2008! From a human rights programming point of view it could have been interesting to understand better the dynamics and decision making that lie behind this picture, and in particular how the Ministry sees its support to human rights over time in a situation of rather inconsistent funding. This can be compared with the funding to Norwegian actors during the period (Annex table A.6), which in general reflects a lot more stability and presumably therefore predictability – something one would have thought is of great value in this field. The total annual values, varying typically from NOK 1.5 million to less than NOK 5 million in the “top” year, also say something about the scale of the support.

Table 3.2: Disbursements to Palestinian, Israeli human rights organisations (NOK '000)

| Organisation | 1999 | 2000 | 2001 | 2002 | 2003 | 2004 | 2005 | 2006 | 2007 | 2008 | Grand Total |
|--|--------------|--------------|--------------|------------|----------|--------------|--------------|--------------|--------------|----------|---------------|
| Association of Women Committees for Social Work, Palestine | | | | | | | 860 | 800 | 2,451 | | 4,111 |
| Israeli Information Centre for Human Rights in Occupied Territory | 480 | 647 | | | | 975 | 975 | | | | 3,077 |
| Hamoked Centre for the Defence of the Individual | | 560 | | | | 1,400 | 1,000 | | | | 2,960 |
| MIFTAH – Palestinian Initiative for Promotion of Global Dialogue & Democracy | | 1,000 | | | | 500 | 650 | 660 | | | 2,810 |
| Hebron Rehabilitation Committee | | | | | | | 690 | 690 | 1,100 | | 2,480 |
| Palestinian Independent Commission of Citizens' Rights | 750 | 857 | 857 | | | | | | | | 2,464 |
| Gaza Community Mental Health Program | | | | | | | 800 | 750 | 710 | | 2,260 |
| Palestinian Centre for Human Rights | 310 | 432 | 540 | 365 | | | | | 420 | | 2,067 |
| Totals | 1,540 | 3,496 | 1,397 | 365 | 0 | 2,875 | 4,975 | 2,900 | 4,681 | 0 | 22,228 |

It should be noted that most of these organisations received Norwegian funding also from other budget lines, and for almost all the total Norwegian funding was about twice as big as the figures given above. The one exception seems to be the Palestinian Independent Commission of Citizens' Rights, which has received all its funding from the 163.71/191.70 budget allocation.

There is no other country/geographic program that has this kind of focused human rights support.

3.2 Findings and Conclusions

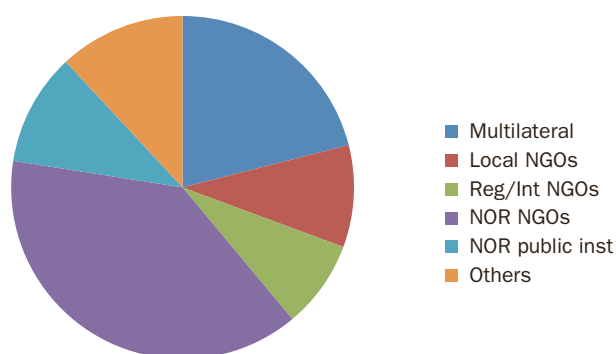
- There are ten budget lines/chapters that have been important for funding human rights activities, but the three “thematic” chapters are the most important: “Peace, Reconciliation and Democracy” (32.7%), “Civil Society and Democracy” (19.7%) and “Emergency Relief, Humanitarian Assistance and Human Rights” (15.2%). Together these three account for two-thirds of all HR funding, with total funding of NOK 5.4 billion out of the NOK 8 billion.
- Of these three, the smallest one is in fact the one that ought to be the key one, “Emergency Relief, Humanitarian Assistance and Human Rights”, since this is the one that is under the direct responsibility of the Human Rights section in the MFA, but the disbursements from this budget line is only just over NOK 1.2 billion.
- The regional allocations contribute a further NOK 2.2 billion, of which the human rights allocations to Africa are estimated at about NOK 1.3 billion – more than the funding managed by the Human Rights section.
- The multilateral system, including the UN, are marginal as far as direct human rights allocations are concerned, though they are used a lot as agreement partners for funding coming over other budget lines, like the regional allocations.
- The relative importance of the budget lines has changed considerably over time. Over half the funding during the 2002-2003 period was over the Peace/Reconciliation budget line – but this may also be due to more activities at that time being classified as human rights-related.
- When looking at the human rights budget line itself (163.71 – 191.70 in the Norwegian budget document) and looking how this has been distributed across the four DAC sub-sectors, two-thirds has been for human rights, almost nothing for legal/judicial aid and free flow of information, so most of the remainder has been civil society support.
- These NOK 1.2 billion have been allocated to 375 different agreement partners, but only 50 have received support for at least three years with a total of more than NOK 2 million. Together they account for nearly NOK 788 million – 65% of the total.
- The largest group are the 22 Norwegian organizations, with total funding of NOK 563 million – over 70% of the funding for the 50. The Norwegian partners are either NGOs, or public/semi-public institutions like universities/research milieus, or linked with Norway’s *same* minority/indigenous people.
- Six UN bodies make up another partner group, receiving about 10% of the total, while a larger number of international NGOs and rights bodies have received a series of smaller allocations over time.
- The one country/region that has got considerable funding, is Palestine/Israel, where a total of eight organisations have received over NOK 22 million, but in a very discontinuous pattern. The reasons for this “stop-go” funding is not known, but would be worth looking into, given that human rights work normally is considered long-term and sustained effort.
- The same question can be raised about the small-scale – often one-time – allocations to the other 300+ partner organisations in terms of expected results from such a fragmented funding.

4. Agreement Partners for Human Rights Activities

The funding for human rights has been channelled through literally several hundred different organisations: multilaterals (UN agencies, World Bank, regional bodies such as the OAS and AU); regional and international NGOs; local NGOs; Norwegian NGOs; Norwegian public institutions; partner country government offices or public institutions; and Norwegian and local private sector companies including consultants. Disbursements totalling NOK 230 million do not have an agreement partner identified.

From Annex table A.4 it can be seen that Norwegian NGOs were agreement partners (“channel”) for almost 40% of the funding, while Norwegian public institutions channelled a further 10%. The multilateral system signed for 21% of the funds, and local NGOs nearly 10%, leaving regional and international NGOs to manage just over 8%, while 9% went through a variety of channels (the remaining 3% is the funds for which the channel is not known). Figure 4.1 shows the relative distribution across main groups of agreement partners.

Figure 4.1: Share of funds through identified alternative channels



4.1 Norwegian NGOs

There is a large number of Norwegian NGOs that have received funding for human rights activities. The large number of recipient countries is largely due to Norwegian NGOs having activities around the world and thus Norway funding human rights schemes in countries where Norway otherwise does not have much presence or necessarily any particular policy when it comes to human rights in that country.

While many NGOs were active, the bulk of the money – as in most other fields of Norwegian development cooperation – was handled by the “big five” NGOs: Norwegian People’s Aid (NOK 627 million), Norwegian Refugee Council (NOK 383 million), Norwegian Church Aid (NOK 361 million), Save the Children-Norway (*Redd Barna* – NOK 359 million), and Norwegian Red Cross (NOK 116 million). These five account for about NOK 1.85 billion or just over 60% of all Norwegian NGO handled funds.

It should be noted that private foundation-based research institutions like Christian Michelsen’s Institute (NOK 22 million), FAFO (NOK 90 million) and the Peace Research Institute of Oslo (NOK 67 million) are included in this category.

Other Norwegian NGOs that have had large programs include the Atlas Alliance (an umbrella organisation for the various organisations for disabled people), for a total of NOK 143 million; Caritas (NOK 109 million), the Norwegian Helsinki Committee (NOK 100 million), CARE (NOK 64 million), PLAN (NOK 44 million) and the Norwegian Rainforest Foundation (NOK 42 million).

“The big five” tend to have programs across the range of human rights concerns and across the globe. But many other NGOs target specific beneficiary groups in the partner countries, and work in different sub-sectors as classified by DAC. The Rainforest Foundation is particularly concerned with rights of indigenous people while the Atlas Alliance concentrates on groups with disabilities, for example.

As noted earlier, it is difficult to discern any larger structures in the portfolio, but some of the support seems unnecessarily fragmented. The Rainforest Foundation had six different agreements on Peru in 2008 alone, for example, and further scrutiny of the database would undoubtedly uncover more cases like this one.

The impression of a fragmented Norwegian NGO portfolio may be very incorrect, however. The reason for this comment is that the larger NGOs in particular have much larger programs in the countries where they work, where the Human Rights activities might be only a small part of the larger efforts. When looking at Norwegian People’s Aid in the Balkans, for example, they had a media program that ran throughout the Western Balkans over the last ten years that sums up to around NOK 42 million (see section 6.1). The total program that NPA managed with Norwegian funds in the Western Balkans during that same ten-year period was about NOK 535 mill. In addition came considerable funding from other sources like the EU and UN agencies. The media program ought therefore to be understood in light of the larger efforts the NPA was engaged in on the democratization, support to minorities, reconciliation and reconstruction, etc. Since this study is only looking at the Human Rights-funded activities, it is missing these kinds of linkages to what often are much larger programs in that same geographic area.

4.2 Norwegian Public Sector Institutions

Norwegian public institutions have become more active in the human rights field. The largest single actor has been the Police Directorate, which is primarily due to its heavy engagement in the Western Balkans. It can also be seen that the engagement was higher at the beginning of the period than later on, as the intensity of

effort increased (i) right after the war in Bosnia ended, and (ii) after President Milosevic was toppled in Serbia. The Police Directorate signed for a total of NOK 279 million.

The Norwegian Centre for Human Rights received nearly as much, with a total of NOK 224 million. Much of its funding was for global programs, but of course also the programs run in China, Indonesia and South Africa, among others. In addition the University of Oslo itself (the NCHR sorts under the Faculty of Law at the University), received NOK 60 million. The Peace Corps is considered part of the public sector, so its NOK 70 million have been registered here. Together these four institutions account for over 45% of the total funding through this channel.

The average size of the more than 500 disbursements is considerably higher than for the NGOs, nearly NOK 1.6 million, in large part because some of the contracts with the Police Directorate, for example, were above NOK 10 million.

4.3 Multilateral Channels

Within the multilateral family, one can distinguish three main sub-groups. The first one is the World Bank, which received just over NOK 200 million, NOK 180 million of which was for the Holst Fund in the Palestinian territories in 2001-2002, as pointed out earlier.

The second group is the UN agencies, where UNDP is by far the largest recipient. Norway funded UNDP activities for about NOK 543 million, so it is the second-largest single recipient of Norwegian funding after Norwegian People's Aid. UNDP's activities include both general global programs, but also specific activities that Norway funds through it, such as the support to civil society and legal sector reform in Guatemala.

While its programs span the globe, it receives funding both for human rights, support to civil society, some for free flow of information, and support to the legal and judicial sector.

The UN High Commissioner for Human Rights was the second largest channel for Norwegian funding, for a total of NOK 187 million, while UNICEF received NOK 94 million. As with UNDP, UNHCHR's funding was for a mix of global programs and country-specific interventions. The funding tended to be on average fairly substantial – grants were typically in the NOK 2-5 million range, and often “round” numbers indicating they were for running offices rather than for specific projects. UNICEF's grants were also a mix of global and country-specific, and included some quite substantial grants.

The third sub-group are various regional bodies, like the Organisation of American States (NOK 33 million), the Organisation for Security and Cooperation in Europe (NOK 42 million). In total, though, this last sub-group is not of major importance as channel for Norwegian human rights funds.

The multilateral system as such remains important to Norway, however, as it handled over one-fifth of the funding – nearly NOK 1.7 billion. However, compared with Norway's general policy goal of having about half its funding go through the multilateral system, this in fact is low. This is particularly so given that the UN system has much of its legitimacy tied to being relevant and many agencies' desires to be seen as the focal actor of the international community for the various dimensions of human rights. One reason for this situation is presumably that Norwegian NGOs have proven to be both adept politically at "selling in" their programs to Norwegian authorities on specific projects and activities, but also because they generally have reasonable credibility when it comes to delivering results (one of the issues that will be looked at in this evaluation, however). The UN system faces questions about the extent to which they really are able to deliver tangible results in a timely and cost-efficient manner, and this may lead to a ceiling on the amounts Norway is willing to channel through UN bodies (again an hypothesis worth pursuing, though this evaluation does not include this dimension to look into).

The average size of the disbursements here is over NOK 2.5 million, but again this is due to the fact that at the tail-end of the distribution there were some large disbursements, such as two for NOK 50 million for the Holst Fund.

4.4 Local NGOs

Country-based NGOs have handled nearly 1,000 disbursements with total budgets over NOK 760 million. While this means that the average size of the disbursements in this channel is the smallest, this is of course not surprising. Many of the local organisations are in the phase of establishing themselves or have a fairly limited size due to their activity, such as advocacy or monitoring bodies.

But some local NGOs have still received sustained and considerable assistance: Sarvodaya in Sri Lanka got NOK 9.6 million from 2000 to 2006 in nine agreements; SAHIL in Pakistan over NOK 8.2 million over an eight-year period; PROGRESSO in Mozambique over NOK 16 million over six years; and the Legal Resource Foundation active in Zambia and Zimbabwe has been funded throughout the ten-year period for a total of NOK 33 million. When going through the list, it is in fact notable that many of the organizations have received funding over several years, and as the examples above show, in the aggregate this may amount to considerable sums.

What is more difficult to read out of a database like this are the links that may exist between the different organisations that have been funded in a given country – that is, has there been a larger strategy behind the funding? But in some countries, this seems fairly obvious. In Brazil, funding has gone to APIZ (*Associação do Povo Indígena Zoró*), *Associação das Mulheres do Alto Rio Negro*, CCPY (*Comissão Pró-Yanomami*), CIR (*Conselho Indígena de Roraima*), CTI (*Centro de Trabalho Indigenista*), ISA (*Instituto Socioambiental*), OPAN (*Operação Amazônia Nativa*), *Protecção Ambiental Cacoalense* and *União das Nações Indígenas de Tefé*. All of these are organisations for or by the indigenous populations in Brazil, and even AFINCO, a consulting and auditing organisation, has been funded because it provides services to these organisations. The entire ten-year funding of nearly NOK 50 million in Brazil

has therefore been for an integrated and comprehensive program to support NGOs that fight for indigenous rights and sustainable development.

In other countries there may be similar programs or strategies behind the funding, but somewhat more difficult to discern by simply reviewing the database. There may, for example, be two or three themes, which may be difficult to catch partly because the names of the organisations say very little, and because what is in the database in terms of project explanation is either deficient or – most often – fully absent.

But this observation opens for the interesting possibility that the funding of local NGOs may be more strategic in structure and objectives than the much larger funds that are channelled through Norwegian NGOs.

Because this evaluation is not going to look at any country programs, it will not be possible to really pursue this line of analysis, but may be worthwhile in some future studies.

4.5 Regional and International NGOs

This group of channels seems to be the most fragmented, with many actors receiving limited number and size of funding. But there are some organisations such as IWGIA (International Work Group for Indigenous Affairs) that have received continuous support (NOK 15 million over the last six years), IWPR (Institute for War and Peace Reporting – NOK 17.5 million since 2001), while others like MRG (Minority Rights Group) has received funding throughout but at a much lower level, for a total of about NOK 5.4 million over the ten years.

Even regional NGOs have in some cases gotten substantial amounts. The IIDH (*Instituto Interamericano de Derechos Humanos*) is the largest, with over NOK 52 million during these ten years, while IDASA (Institute for Democracy in South Africa) which works in the southern Africa region, got NOK 14.2 million and ISS (South Africa's Institute for Security Studies) ended up with over NOK 28 million.

Another interesting avenue of inquiry might thus be the possible linkages between stronger regional bodies like IIDH and ISS with country-based organisations that work on human rights. Given what seems to be fairly sustained funding for some key organisations, it would be useful to see to what extent such regional bodies strengthen local organisations, or to what extent they take attention and thus potentially also funding away from them, while generating services and knowledge that may perhaps be very useful, or perhaps mostly relevant to the specific environment in which the regional body works (while ISS may have a regional reach its work may be much less relevant or interesting in poorer neighbouring countries than within much more sophisticated South Africa itself).

Since this evaluation does not have an explicit country or regional focus, however, it will not be possible to further explore these issues here.

4.6 Other Channels

Among the other channels, the most interesting grouping is government ministries and other public bodies in recipient countries. Together they handled nearly NOK 590 million – about 7.4% of the total. While this is a substantial amount, it includes some “anomalies”: the Tanzanian Ministry of Finance handling the large-scale land titling program that Norway funded (the “de Soto program”) that seems to have disbursed nearly NOK 58 million.

A more classic public sector support program was the one for the judiciary in Kenya, which since 2004 received a total of nearly NOK 54 million channelled through the country’s Ministry of Finance. A similar program in Uganda used the same channel for the NOK 17.4 million provided. So of the NOK 311 million provided through the government, the three East African countries’ ministries of finance handled NOK 130 million – over 40%.

On the other hand, two large-scale programs at the University of Addis Ababa received over NOK 60 million during the period 1999-2007, reflecting long-term capacity building at an important public body. Ombudsmen in Guatemala and Honduras received a total of NOK 11.2 million, the one in Malawi NOK 4.7 million and the Palestinian Independent Commission for Citizens’ Rights over NOK 8.7 million.

As part of the contributions to managing conflicts, in Sri Lanka Norway funded the Monitoring Mission with nearly NOK 40 million (though it is perhaps stretching it to classify this as a *Sri Lanka* body) and the independent Press Institute with NOK 12.3 million.

A more traditional support is for the Zambian judiciary, with over NOK 31 million. When looking at the East-Central region of Africa, Norway has thus contributed substantial amounts to legal and judicial reform through the public sector – either central ministries or other bodies of the state.

4.7 Trends over Time

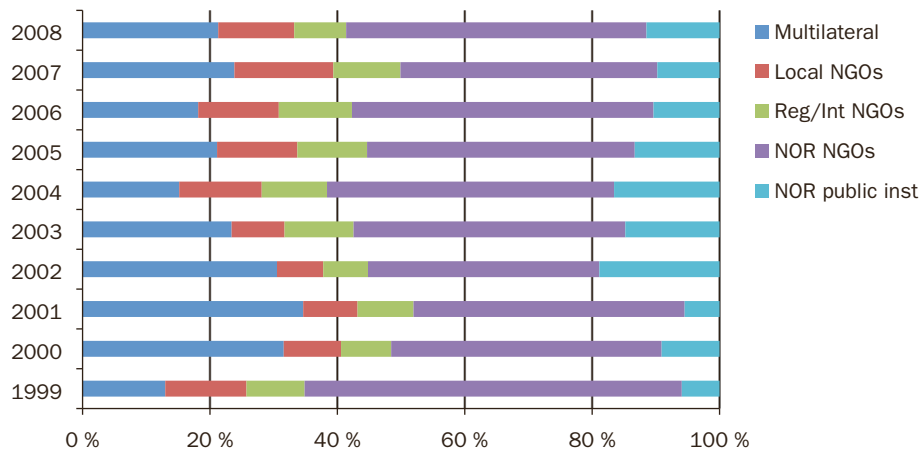
In terms of the relative importance of channels over time, figure 4.2 shows the shares of the key channels during this ten-year period: Norwegian NGOs, Norwegian public institutions, multilateral system, regional/international NGOs, and local NGOs.

1999 was clearly an “outlier” in terms of share – the multilateral system only represented 13%, whereas in most years it has channelled between 21% and 35%. By the same token, Norwegian NGOs that year handled nearly 60% of the funding whereas in most years the share has varied between 40-46%.

Looking at the figures, there is no real trend across channels. One could perhaps have expected that the importance of local NGOs would increase over time, for example at the expense of Norwegian NGOs. But this does not seem to be happening. Rather shares jump up and down more probably as a function of particular situations: when a lot of funding went to the Western Balkans, where Norway relied heavily on Norwegian actors and in particular public institutions like the Ministry of Justice and the Police Directorate, their share increased. But this is not a function

of longer-term strategic thinking but rather the response to specific situations as they arise.

Figure 4.2: Relative share of funding through alternative channels over time



But if this speculation is correct, it may be that funding that is classified as for “human rights” may have a slightly different connotation that one would have expected. While the notion of human rights leads one to think of rather fundamental political issues in a society, and even “deeper” societal values and traditions (such as the role of women in societies around the world), then short-term *ad hoc* funding may be addressing either more short-term phenomena, or some of the funding may be for more short-term political or opportunistic reasons. The question then is to what extent such short-term interventions are likely to succeed, or indeed if there were other objectives that were set for these short-term projects.

It may therefore be that the human rights portfolio consists of two kinds of interventions. One are longer-term activities based on strategic programming, such as seems to be the case for many of the country-based or regional activities that are implemented by local actors, whether NGOs or public sector entities. On the other hand there are activities funded through Norwegian – and to some extent multilateral – actors. In this latter group there seem to be more *ad hoc* activities that may be more short-term and politically determined.

This evaluation will not be in a position to pursue this hypothesis, so it will therefore not be possible to test for possibly differentiated Outcomes from different kinds of human rights interventions – an issue that would seem to merit further exploration.

4.8 Findings and Conclusions

- The main groups of agreements partners have been first of all (i) Norwegian NGOs with nearly 40% of the funding, (ii) the multilateral system with about half of this, and then the three channels of (iii) Norwegian public institutions, (iv) local NGOs, and (v) regional/international NGOs with about 10% each. The remaining 10% is spread across local public sector actors and private sector actors both in Norway and partner countries.

- Overall, it is civil society organisations – Norwegian, local and regional/international – that handle the bulk of the funds – over 56%.
- Among the Norwegian NGOs, “the big five” – Norwegian People’s Aid, Norwegian Refugee Council, Norwegian Church Aid, Save the Children-Norway and Norwegian Red Cross – handled over 60% of the funding. Their reach is global and it is not possible from the database to see possible strategic focus/ longer-term thinking, but the overall impression is one of fragmented funding over many different issues and countries. This, however, may be a very incorrect view because these NGOs have much larger programs in the countries where they work, so the Human Rights activities are presumably only a part of a larger program in a given area (see chapter 6 which gives some examples).
- Among the Norwegian public institutions, the Police Directorate was the largest recipient, largely responding to the Western Balkans crisis – and thus a lot of short-term interventions – while the Norwegian Centre for Human Rights is focused on a limited number of longer-term country programs.
- The multilateral system includes (i) the World Bank, (ii) UN agencies, (iii) regional bodies. Funding is a mix of opportunistic channelling – large-scale funding through the World Bank to Palestine – and *ad hoc* projects (UNDP) to longer-term programs and thematic concerns (UNDP global and some country programs, UNHCHR, others). The funding for the multilateral system in this field is probably largely not captured here, since that is part of the large-scale block grants to the agencies. However, it is noteworthy that in a field that is eminently UN-relevant, the role of the UN is limited.
- Local NGOs seem to be receiving considerable long-term and strategic support, such as Brazil’s, which has a long-term coherent, comprehensive and consistent program centred around indigenous rights and sustainable development. But other examples also exist that show longer-term funding, presumably built around a mix of capacity development and local projects/advocacy (see the next chapter on Free flow of Information programs).
- Regional and international NGOs also seem to be funded based on longer-term considerations. What is not clear but would be interesting to pursue are the possible synergies or disjunctures/dysfunctionalities between regional/global NGOs and local/national ones. That is, if Norway has a human rights program or strategy in a region, is it clear that Norway is funding the appropriate balance between regional and national, and how are such possible synergies ensured?
- Also when it comes to funding through local public institutions, this seems to be built around longer-term thinking, often centred on capacity development such as in the legal and judiciary sector in a number of countries.
- There does not seem to be any trend in terms of one channel becoming more important over time than others. Instead the picture is one of relative importance between channels being unstable and perhaps shifting more in accordance with Norwegian political needs.
- This seems to reflect a notion that in particular Norwegian actors may in part be used to implement Norwegian political priorities, apart from their own longer-term programs. That is, the portfolio seems to contain a mix of short-term opportunistic funding along with more medium-term programmatic support.

- There are thus a number of issues that ought to be pursued. Given the structure of this evaluation, which does not contain any cross-actor or country-based assessments, they cannot, unfortunately, be addressed within this task.

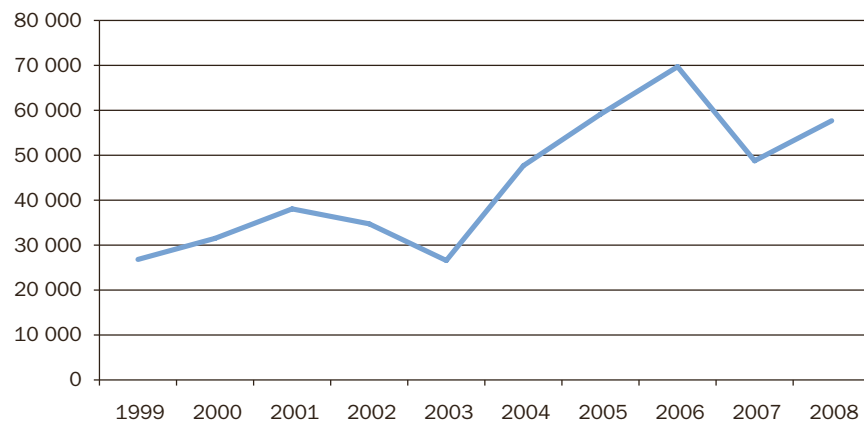
5. Support to Freedom of Expression

One of the key areas to be addressed in the evaluation is Norwegian support to Freedom of Expression. This is being looked at from two angles. One is the funding under the DAC sub-sector “Free Flow of Information”. The other is based on those partners which the Human Rights section in the MFA consider to be the most important ones they work with regarding this area

5.1 Free Flow of Information Funding

The DAC sub-sector “Free Flow of Information” includes funding totalling just above NOK 507 million for the eleven years 1999-2009⁸. This has grown fairly steadily over time, as shown in figure 5.1 below – from NOK 27 million in 1999 to nearly NOK 66 million at the end of the period.

Figure 5.1: Free Flow of Information funding, Annual Disbursements, NOK ‘000



While the funding has increased, the number of disbursements has remained fairly stable, ranging from a low of 29 in 2003 to a high of 46 in 2006. In the other years the number has largely been in the mid-30ies. This means the average size of projects, as reflected in annual budgets, has increased from around NOK 770,000 in 1999 to over NOK 1.6 million in 2008.

The size distribution of the payments shows that the *range* of annual budgets varies a lot, but that the “typical” (*mode*) budget was in the NOK 500,000 – 1 million

⁸ Note that this chapter includes 2009 in the analysis, as more recent data have been made available, and this field has taken on added importance exactly during the last two years being looked at – 2008 and 2009.

range (table 5.1). What pulls the average up are the three largest projects, which were the disbursements to the school of journalism in Ethiopia during the three years 2004-2006, averaging nearly NOK 13 million (the other large-scale projects were two disbursements of NOK 10 million each to the Inter-American Development Bank's trust fund on anti-corruption, where "access to information" was a key feature – a border-line DAC-sector classification decision).

Table 5.1: Range of size and number of disbursements for the ten-year period 1999-2008

| Range size of payments | Number of disbursements | Disbursements, NOK |
|---------------------------|-------------------------|--------------------|
| NOK 50,000 – 100,000 | 35 | 2,463,000 |
| NOK 100,001 – 250,000 | 51 | 8,681,000 |
| NOK 250,001 – 500,000 | 78 | 30,051,000 |
| NOK 500,001 – 1,000,000 | 92 | 70,207,000 |
| NOK 1,000,001 – 2,500,000 | 58 | 98,680,000 |
| NOK 2,500,001 – 5,000,000 | 42 | 164,320,000 |
| NOK 5,000,001 and above | 10 | 87,867,000 |

When looking at the funding by partner country, it is clear that the support has been concentrated in a few areas. Table 5.2 shows all countries and/or geographic areas that received more than NOK 20 million in total financing over the ten-year period, and from this it can be seen that the five largest recipients account for nearly half the total funding:

Table 5.2: Distribution of funding by largest partner countries, regions, 1999-2008

| Geographic regions | Total disbursements, NOK |
|--------------------|--------------------------|
| Western Balkans | 67,590,000 |
| Zambia | 52,138,000 |
| Ethiopia | 50,122,000 |
| Mozambique | 34,830,000 |
| Zimbabwe | 20,171,000 |
| Total | 225,211,000 |

5.1.1 Western Balkans

Regarding what is termed "Western Balkans", this in fact covers support to five different states: Bosnia and Herzegovina, Kosovo, Macedonia, Montenegro and Serbia as well as to "Ex-Yugoslavia". Despite the funding going to a number of different states, the evaluation team considers it as one joint effort because it was part of a

coherent attempt by Norway to assist the region as a whole during this period. While there was not an explicit media or freedom of expression strategy on Norway's side (Scanteam's recent evaluation of Norway's support to the Western Balkans points to the lack of any kind of strategy at country or sector levels), funding allocations were done as a centralized exercise in Oslo and the entire program was managed as a joint portfolio from the MFA.

What is telling – and also typical of the assistance to the Western Balkans – is that Norwegian actors were key agreement partners. Norwegian People's Aid (NPA) handled contracts worth NOK 42.4 million – 63% of the total – while the support to journalism training in Kosovo went through Gimlekollen college, for a further NOK 2.8 million. 36 of the 61 disbursements were to these two Norwegian actors (see Annex table A.7).

NPA had a pan-territorial strategy, funding local actors in all the five states. NPA is therefore the key actor on the media scene as far as Norwegian support in the Western Balkans is concerned. Their program was handled from their regional office in Belgrade, which is another reason for considering this a regional rather than a state-by-state support.

5.1.2 Zambia

The second largest program is in Zambia, where the structure is more in line with standard Norwegian development cooperation. All the disbursements, with the exception of one small contract with the University of Oslo, are with local partners. The funding has been for a reasonably structured program of interventions that have all been funded over a certain time period (see Annex table A.8).

Table 5.3 shows that the four major programs – support to Evelyn Hone college, the Media Trust Fund, ZAMCOM and Zambia Independent Media Association (ZIMA) – account for 27 of the 32 payments, and for NOK 51.7 million of the total of NOK 52.1 million provided to Zambia – over 99% of total funding.

Table 5.3: Media Funding in Zambia, by major partner programs, in NOK

| Partner Institution | No of disbursements | Period | Value |
|---------------------|---------------------|-----------|------------|
| Evelyn Hone college | 7 | 1999-2006 | 13,665,000 |
| Media Trust Fund | 9 | 1999-2008 | 20,603,000 |
| ZAMCOM | 5 | 1999-2002 | 6,070,000 |
| ZIMA | 6 | 1999-2002 | 3,050,000 |

All these four programs were funded as of the beginning of the program period, and while the last two terminated in 2002, the others continued to 2006 and 2008, respectively. Since the database that was looked at does not go further back than 1999, it is not known if these initiatives were begun earlier, but it is reasonable to assume that this may be the case – a question that will be explored if Zambia is in fact accepted as one of the cases in this field.

5.1.3 Ethiopia

Of the just over NOK 50 million provided to Ethiopia under this heading, NOK 48.7 million – over 97% of the total – was for the school of journalism at the University of Addis Ababa. This program ran from 2002 through 2007 (see Annex table A.9). The Ethiopia program has been reviewed and evaluated several times and thus is well documented.

5.1.4 Mozambique

The structure of the program in Mozambique is similar to the one in Ethiopia. A support to the development of free and independent media through UNDP/UNESCO that ran from 1999 through 2006 received NOK 30.2 million of the NOK 34.8 million to the country – nearly 87% of the total funding (see Annex table A.10).

A further 11% of the funding went to the Nordic-SADC Journalism centre in Maputo. This was a regional training centre funded by the Scandinavian countries with Denmark in the lead, and where Norway contributed around NOK 3.85 million during this program period. The remainder of the funds were for small one-off activities.

5.1.5 Zimbabwe

The Zimbabwe program, though the smallest of the five, is structurally similar to Zambia's. Funds have gone to three major interventions: support to the Media Monitoring Project in Zimbabwe (MMPZ), which received about NOK 7.3 million during the period 2000-2007. The International Media Support got NOK 7.5 million to help develop a media strategy (2007-08), while the University of Oslo/Institute of Media and Communications has had a collaborative program with the University of Zimbabwe in Harare during the period 1999-2002 that received nearly NOK 3.4 million. Together these three activities thus received a little over 90% of the total funding of NOK 20.2 million (see Annex table A.11).

5.2 Direct Partners

Norway has had Freedom of Expression as an important area within its human rights work, and published guidelines for its media support in 2004. Support to Freedom of Expression as a field in itself has only recently been highlighted, however, through a couple of speeches by the Minister – in May 2008 and June 2009. Based on this, the support to this field has increased considerably.

In order to implement this new priority field, the Human Rights section in the MFA has identified seven organisations as their most important partners. They are listed below with the funding they have received from the MFA during this eleven year period, where it is clear that funding for the last two years has in fact increased dramatically – from an average of around NOK 3 mill during the four years 2002-2005, doubling to a little over NOK 6 million the year after, doubling again in 2007 to nearly NOK 11.2 million, and doubling yet again to nearly NOK 24 million in 2008 – an eight-fold increase in three years.

Table 5.4: Annual Disbursements, Key Partners for Freedom of Expression (NOK '000)

| | 1999 | 2000 | 2001 | 2002 | 2003 | 2004 | 2005 | 2006 | 2007 | 2008 | 2009 | Total |
|------------------|-----------|------------|--------------|--------------|--------------|--------------|--------------|--------------|---------------|---------------|---------------|---------------|
| Article 19 | | | | | | | | | | 861 | 700 | 1,561 |
| CJFE | | | 400 | | 50 | 200 | 275 | 989 | 1,030 | 1,100 | 1,320 | 5,364 |
| ICORN | | | | | | | | | | 100 | 500 | 600 |
| IMS | | | | | | | | | 5,361 | 9,204 | 10,527 | 25,092 |
| IWPR | | | 1,000 | 2,804 | 1,848 | | 2,359 | 3,103 | 2,897 | 10,447 | 9,533 | 33,991 |
| Norske PEN | 20 | 60 | 390 | 845 | 417 | 2,290 | 398 | 1,150 | 1,458 | 1,646 | 5,160 | 13,834 |
| Rafto-stiftelsen | | 275 | | 246 | 250 | 200 | | 1,000 | 450 | 530 | 619 | 3,570 |
| Totals | 20 | 335 | 1,790 | 3,895 | 2,565 | 2,690 | 3,031 | 6,243 | 11,196 | 23,887 | 28,359 | 84,011 |

CJFE: Canadian Journalists Free Expression
 ICORN: International Cities of Refuge Network
 PEN: Poets, Playwrights, Essayists and Novelists
 IMS: International Media Support
 IWPR: Institute for War and Peace Reporting

However, when we look at the funding to these organizations over the budget line managed by the Human Rights section itself (163.71, “Emergency Relief, Humanitarian Assistance and Human Rights”), the picture is rather different (see table 5.5 below). Instead of a total funding of over NOK 84 million, the Institute for War and Peace Reporting received nothing, most of the funding for the International Media Support NGO is only about one-seventh from the Human Rights budget. In all, just under 30% of the total funding for these key partners comes from the Human Rights budget line – the remainder largely from the Peace, Reconciliation and Democracy fund.

If one were to identify the key partners in the field of Freedom of Expression from table 5.4, the most important would be the Institute for War and Peace Reporting (IWPR) and International Media Support (IMS). In table 5.5, however, it appears that the Norwegian PEN association is the one that has received the most direct support for its Freedom of Expression work from the Human Rights budget line.

Table 5.5: Annual Disbursements, from Budget Line 163, in NOK '000

| | 1999 | 2000 | 2001 | 2002 | 2003 | 2004 | 2005 | 2006 | 2007 | 2008 | 2009 | Total |
|------------------|-----------|------------|------------|--------------|------------|--------------|------------|--------------|--------------|--------------|--------------|---------------|
| Article 19 | | | | | | | | | | 861 | 700 | 1,561 |
| CJFE | | | 400 | | 50 | 200 | 275 | 989 | 1,030 | 1,100 | 1,320 | 5,364 |
| ICORN | | | | | | | | | | 100 | 500 | 600 |
| IMS | | | | | | | | | 861 | 653 | 2,000 | 3,514 |
| IWPR | | | | | | | | | | | | 0 |
| Norske PEN | 20 | 60 | 365 | 792 | 417 | 2 290 | 398 | 1,150 | 1,408 | 1,625 | 3,160 | 11,685 |
| Rafto-stiftelsen | | 275 | | 246 | 250 | 200 | | | 450 | 300 | 300 | 2,021 |
| Totals | 20 | 335 | 765 | 1,038 | 717 | 2,690 | 673 | 2,139 | 3,749 | 4,639 | 7,980 | 24,745 |

5.3 Findings and Conclusions

- Funding for Free Flow of Information has risen fairly steadily over the period, from NOK 27 million in 1999 to NOK 66 million in 2009, for a total of NOK 507 million.
- There is a high geographic concentration, with five regions/countries receiving 50% of the funding: Western Balkans, Zambia, Ethiopia, Mozambique and Zimbabwe. The average size of annual project budgets has doubled during the period, from around three quarters of a million NOK to over NOK 1.6 million ten years later.
- The size distribution of the portfolio still shows a large number of smaller projects, where the typical annual budget is between NOK 0.5-1 million. The fact that the average size has increased over time is primarily due to one big project in Ethiopia.
- In the four traditional development partner countries, the funding has been based on a structured program – in Ethiopia and Mozambique focused on a particular project, in Zambia and Zimbabwe on a core of three or four projects. In the Western Balkans, Norway has channelled more almost two-thirds of the funding through a large Norwegian People's Aid, which in turn designed the program funded in five Western Balkan states. In addition Norway funded a school of journalism in Kosovo through a Norwegian media college – the same one used in Ethiopia and Sudan.
- As far as the partners selected by the Human Rights section in the MFA for its Freedom of Expression support, the seven organisations mentioned have received a total of NOK 84 million over the period, but only 30% of this is from the Human Rights budget line 163.71. The largest recipient of this latter funding is Norwegian PEN.

Proposal for Selecting Empirical Cases for the Freedom of Expression

Evaluation:

- The two largest disbursement programs – Western Balkans and Zambia – should be the subject of field-based case studies.
- This is further justified by the different approaches to programming in the African countries versus the Western Balkans, and in particular the strategic role played by Norwegian actors in the Western Balkans versus local partners in the African countries.
- Both of these cases involve a number of projects, and thus present a “richer” experience base than the other country-based programs looked at. Ethiopia and Mozambique in particular are single-project programs and have both been reviewed and evaluated fairly extensively. These cases are therefore typical candidates for desk studies since their *contents* are relevant to the evaluation.
- The Zimbabwe program, like Zambia’s, consists of several projects, but is much smaller and has recently been reviewed by Norad, which thus can form the basis for a another quick desk study.
- Of the key partners for Norway’s Human Rights section addressing Freedom of Expression, Norwegian PEN stands out as the most interesting actor, having been funded consistently during the period. Norwegian PEN should therefore also be looked into.
- Bottom line: The Freedom of Expression evaluation should be based on field work in the Western Balkans and Zambia, complemented with desk studies on the programs in Ethiopia, Mozambique and Zimbabwe and the support to Norwegian PEN.

6. Country Support

The human rights funding in terms of the contents varies considerably from one context to another. That means that the profile varies from one country to another, and may also change over time within a country, given changing circumstances. A database mapping cannot provide much information in this regard, though some examples might illustrate the richness and complexity of the human rights funding Norway has provided.

6.1 Palestine Program

The Norwegian human rights program in the Palestinian territories is, as noted, the largest single country financing, with total disbursements of NOK 460 million. It has funded a series of different interventions:

- The local branch of Transparency International, AMAN, which produces an annual corruption perceptions report on the Palestinian territories has received funding since 2004, and through 2009 this has amounted to nearly NOK 7.7 million. These reports, while being important for the internal discussions in Palestine about the level, nature and changes in perceived corruption, provides important information to Norway and other donors providing budget support since it contributes insights to the kinds of fiduciary risks they are potentially exposed to.
- The eight groups that have been funded under the support to Freedom of Expression noted in table 3.2 make up an interesting “coalition” of actors addressing different aspects of human rights monitoring and freedom of expression. Whether there is any longer-term “strategy” and linkages between the actors this study of course has no way of knowing.
- Another kind of context that is difficult to see from the data is when the human rights program is part of a larger intervention. The Norwegian Refugee Council has a human rights program spanning this period that has received over NOK 28 million but the total NRC program is over NOK 173 million. Only by knowing both the contents of the Human Rights program and the larger program and their linkages is it possible to say something sensible about the human rights intervention itself. Similar situations exist for a number of other large Norwegian NGOs engaged there.
- Norway has provided a total of NOK 67 million to TIPH, the Temporary International Presence in Hebron. Some of this has been classified as “Human Rights”, but from the data it is not clear if this is due to mis-classification or because there are in fact activities carried out by TIPH that merit this categorization.
- As noted earlier, the NOK 180 million that has gone through the World Bank trust fund is difficult to reconcile with the “human rights” label, so maybe a large

share of the human rights funding in Palestine may have been caused by faulty classification.

Annex table A.12 provides a listing of all the interventions funded in the period 1999-2008 under the Human Rights rubric. About 65 different organisations – local, international and Norwegian – have received funding, most of them over several years. There is thus some consistency of funding over time, though the actual contents of the different organisations' programs are not known so it is not obvious what the thematic focus has been.

The team has not looked at the country programs/strategy notes that Norway has produced for its support to the Palestinian territories. It is thus not known to what extent Norway has had an explicit human rights funding strategy, and to what extent funding has followed this and the degree of success that has been achieved.

6.2 Guatemala Program

The program in Guatemala contains some of the same challenges as seen in the case of Palestine. There are a number of large Norwegian NGOs that have quite comprehensive programs, including in various fields labelled as Human Rights, but the extent to which these are stand-alone or complementary/components of other larger interventions is not possible to see.

There is a large Human Rights program channelled through the UNDP that covers both human rights support – especially through civil society organisations – but also to judicial reform that is tied to improving the human rights situation in the country. In the case of Guatemala, it may be that Human Rights in fact is a dominant theme for Norwegian support, as a follow-up to the peace agreement that Norway was heavily involved in.

If that is the case, it could have been interesting to review linkages between Human Rights interventions and more classic development support, especially since much of what is termed Human Rights interventions appear to be heavily tilted toward capacity development, both in the judicial/legal sector, and the support through civil society.

6.3 African Partner Country Programs

The Human Rights funding in the larger partner countries like Mozambique and Tanzania are fairly small compared with the overall funding. As also pointed out above, most of the funding for human rights interventions come from the regional allocation to Africa and not from the Human Rights budget line.

When looking at the Tanzania program, the program for titling of land is classified under the Legal and Judicial development DAC sub-sector. The funding for this is all from the direct funding for Africa, not from the Human Rights chapter. Some other activities in the same DAC sub-sector are paid for by the Civil Society and some from the budget line for Research, Quality Assurance and Evaluations. That is, the Embassy in Tanzania has to mobilize resources from different budget lines in order to put together its overall program. The country program thus is a matrix of objectives (Human Rights, Roads Development etc) and budget lines (163.71 for Human

Rights, 160.50 Civil Society/Peace Corps support) that provide the overall funding objectives linkages necessary for the country program to fall into place.

In this context it becomes difficult understanding the Human Rights component without seeing the larger picture, both on the objectives side (what are the various objectives Norway is supporting with its funding, and what are the possible cross-linkages), and on the funding side. What may seem like a clear and obvious objective for a budget line in Oslo – such as human rights – thus may become a somewhat different issue when the funding is made available for activities on the ground in Tanzania, as there is considerable “co-mingling” of budget line and objectives when putting the program together.

6.4 Findings and Conclusions

- Country-based human rights programs face a number of challenges with regards to how to analyze them. In Norway’s traditional partner countries the human rights portfolio makes up only a small part of the overall program – but even that part draws on funding from a number of different budget lines, where the most important is the country-based allocation and not the “objectives-driven” budget line for Human Rights.
- In the post-conflict countries where Norway funds human rights programs, the situation may be somewhat different since these programs may be a larger share of the overall portfolio. But even in these countries the picture is complex as there are different kinds of agreement partners, such as Norwegian NGOs, UN agencies, and local actors, all with different approaches and specific kinds of interventions.
- For the Norwegian NGOs, for example, the human rights portfolio is typically only part of their larger interventions – and their country-based interventions in the human rights field may be linked with human rights activities elsewhere (for example a global program for women’s rights, or an access to justice-program) as much as with their program in-country. Understanding the logic of intervention thus requires fairly good knowledge of the country, the country program, and the agreement partner’s program.

Overall (tentative) Conclusion

- The team has been asked to pay particular attention to budget line 163.71 (191.70 for the first three years), since this provides the “intellectual core” of the Norwegian Human Rights support. But this budget line has provided only NOK 1.2 billion of the nearly NOK 8 billion that has funded human rights interventions. Furthermore, in the field it appears largely to be “co-mingled” with other budget-line funded activities. Particularly in countries where Norway has long-term development cooperation, the human rights program may be fairly small, and *within* that the Human Rights budget line will typically also fund only a share of the human rights activities. The team will thus keep this particular budget line in mind in the work ahead, but will also have to bear in mind that this budget line is part of a larger puzzle that needs to be disentangled in order for this budget line to be visible.

Annexes



ANNEX A: Background Tables

Table A.1: Aggregate Disbursements in current NOK '000 by year and key DAC sub-sector

| Year | Legal, judicial | Civil society | Human rights | Free flow of info | Total |
|-------|-----------------|---------------|---------------|-------------------|---------------|
| 1999 | 40,516,960 | 162,115,000 | 205,116,000 | 26,816,580 | 434,564,540 |
| 2000 | 72,761,960 | 315,928,400 | 333,571,300 | 31,508,400 | 753,770,060 |
| 2001 | 78,098,690 | 452,838,800 | 331,653,500 | 38,060,640 | 900,651,630 |
| 2002 | 85,133,160 | 457,380,600 | 402,801,600 | 34,736,780 | 980,052,140 |
| 2003 | 116,647,900 | 355,682,900 | 376,551,800 | 26,580,780 | 875,463,380 |
| 2004 | 174,406,400 | 483,926,900 | 233,363,700 | 47,673,160 | 939,370,160 |
| 2005 | 83,291,330 | 268,613,600 | 280,946,100 | 59,125,880 | 691,976,910 |
| 2006 | 63,639,280 | 245,881,900 | 338,098,800 | 69,705,600 | 717,325,580 |
| 2007 | 87,329,250 | 200,183,500 | 383,726,600 | 48,764,190 | 720,003,540 |
| 2008 | 102,621,300 | 328,668,000 | 432,531,500 | 57,679,000 | 921,499,800 |
| Total | 904,446,230 | 3,271,219,600 | 3,318,360,900 | 460,651,010 | 7,934,677,740 |

Table A.2: Annual disbursements to 15 largest recipient countries, in NOK '000

| Year | Pal Terr | Guatemala | Bosnia | South Africa | Sri Lanka | Tanzania | Ethiopia | Zambia |
|---------|-------------|-------------|-------------|--------------|-------------|-------------|-------------|-------------|
| 1999 | 9,214,200 | 35,572,600 | 13,811,800 | 25,164,900 | 11,229,100 | 7,000,800 | 9,600,500 | 15,468,400 |
| 2000 | 23,918,700 | 29,109,400 | 22,796,200 | 26,785,200 | 14,167,800 | 9,860,600 | 8,077,100 | 25,083,500 |
| 2001 | 131,296,400 | 48,241,200 | 17,164,600 | 29,502,500 | 15,438,600 | 3,162,200 | 8,609,100 | 17,607,900 |
| 2002 | 109,550,500 | 37,488,500 | 41,202,700 | 18,144,900 | 46,240,300 | 9,033,800 | 15,957,500 | 22,219,000 |
| 2003 | 20,528,600 | 33,527,400 | 32,788,700 | 15,714,800 | 11,064,000 | 22,062,600 | 8,077,800 | 16,544,800 |
| 2004 | 35,405,200 | 40,772,900 | 30,937,700 | 17,627,500 | 52,675,700 | 29,180,600 | 19,486,300 | 15,537,600 |
| 2005 | 29,118,300 | 38,164,900 | 14,129,100 | 16,347,300 | 18,011,200 | 32,585,600 | 18,639,300 | 8,761,500 |
| 2006 | 31,519,200 | 31,428,600 | 11,873,500 | 17,821,700 | 13,765,700 | 16,906,000 | 26,759,700 | 20,012,900 |
| 2007 | 28,504,600 | 27,113,400 | 5,755,000 | 16,969,500 | 7,059,200 | 21,604,200 | 33,709,500 | 17,760,100 |
| 2008 | 39,302,500 | 30,683,600 | 26,328,600 | 16,814,300 | 10,954,100 | 33,585,200 | 30,977,100 | 19,856,200 |
| Sub-tot | 458,358,200 | 352,102,500 | 216,787,900 | 200,892,600 | 200,605,700 | 184,981,600 | 179,893,900 | 178,851,900 |

| Year | Uganda | Angola | Sudan | Mozambique | Zimbabwe | Colombia | Kenya |
|---------|-------------|-------------|-------------|---------------------|-------------|-------------|----------------------|
| 1999 | 11,341,000 | 4,535,200 | 2,400,000 | 12,099,300 | 7,341,800 | 8,355,800 | 2,040,400 |
| 2000 | 5,958,100 | 11,133,400 | 10,563,900 | 16,250,400 | 10,356,700 | 22,285,700 | 2,655,100 |
| 2001 | 8,765,900 | 8,710,600 | 8,011,200 | 21,090,400 | 18,203,100 | 29,523,500 | 4,120,800 |
| 2002 | 8,484,900 | 8,732,600 | 27,875,700 | 19,053,400 | 21,637,900 | 10,715,400 | 4,072,900 |
| 2003 | 20,218,600 | 17,607,300 | 17,539,200 | 19,220,900 | 15,814,100 | 16,462,900 | 13,009,200 |
| 2004 | 26,315,300 | 23,027,400 | 19,646,500 | 11,710,500 | 15,624,000 | 12,705,800 | 9,844,400 |
| 2005 | 26,131,000 | 9,093,400 | 19,900,500 | 11,888,300 | 10,842,800 | 12,362,500 | 21,977,700 |
| 2006 | 19,448,800 | 16,466,400 | 13,963,700 | 7,879,400 | 13,821,000 | 2,298,600 | 27,248,600 |
| 2007 | 27,749,100 | 17,767,400 | 15,463,400 | 11,259,500 | 15,948,600 | 7,258,000 | 22,954,800 |
| 2008 | 15,294,900 | 36,250,100 | 17,320,200 | 18,482,600 | 18,472,400 | 6,992,000 | 17,899,100 |
| Sub-tot | 169,707,600 | 153,323,800 | 152,684,300 | 148,934,700 | 148,062,400 | 128,960,200 | 125,823,000 |
| | | | | Grand, total | | | 2,999,970,300 |

Table A.3: Total disbursements to 15 largest recipients by DAC sub-sector, in NOK '000 and shares of totals

| | Legal and Judicial Dev | Share | Strengthening Civ Soc | Share | Human Rights | Share | Free Flow of Info | Share | Total |
|--------------|------------------------|--------|-----------------------|--------|--------------|--------|-------------------|--------|-------------|
| Angola | 356,3 | 0.2 % | 92,527,7 | 60.3 % | 48,406,8 | 31.6 % | 12,033,2 | 7.8 % | 153,323,9 |
| Bosnia | 67,198,6 | 31.0 % | 36,547,8 | 16.9 % | 107,844,5 | 49.7 % | 5,197,0 | 2.4 % | 216,787,9 |
| Colombia | 3,045,1 | 2.4 % | 56,559,3 | 43.9 % | 69,036,7 | 53.5 % | 319,2 | 0.2 % | 128,960,3 |
| Ethiopia | 4,085,4 | 2.3 % | 41,040,2 | 22.8 % | 84,646,4 | 47.1 % | 50,121,8 | 27.9 % | 179,893,8 |
| Guatemala | 62,292,5 | 17.7 % | 170,484,5 | 48.4 % | 103,351,1 | 29.4 % | 15,974,4 | 4.5 % | 352,102,5 |
| Kenya | 61,038,5 | 48.5 % | 33,658,1 | 26.8 % | 29,966,4 | 23.8 % | 1,160,0 | 0.9 % | 125,823,0 |
| Mozambique | 15,095,6 | 10.1 % | 37,586,4 | 25.2 % | 61,422,4 | 41.2 % | 34,830,4 | 23.4 % | 148,934,8 |
| PalTerr | 17,223,0 | 3.8 % | 313,150,8 | 68.3 % | 127,780,3 | 27.9 % | 204,0 | 0.0 % | 458,358,2 |
| South Africa | 1,269,1 | 0.6 % | 113,614,2 | 56.6 % | 81,771,3 | 40.7 % | 4,238,0 | 2.1 % | 200,892,6 |
| Sri Lanka | 4,572,7 | 2.3 % | 138,447,2 | 69.0 % | 41,857,4 | 20.9 % | 15,728,5 | 7.8 % | 200,605,8 |
| Sudan | 868,1 | 0.6 % | 125,852,0 | 82.4 % | 22,964,2 | 15.0 % | 3,000,0 | 2.0 % | 152,684,3 |
| Tanzania | 62,843,2 | 34.0 % | 101,354,7 | 54.8 % | 16,085,1 | 8.7 % | 4,696,7 | 2.5 % | 184,979,7 |
| Uganda | 57,844,3 | 34.1 % | 72,079,9 | 42.5 % | 37,783,5 | 22.3 % | 2,000,0 | 1.2 % | 169,707,7 |
| Zambia | 48,908,4 | 27.3 % | 52,428,9 | 29.3 % | 25,376,7 | 14.2 % | 52,137,9 | 29.2 % | 178,852,0 |
| Zimbabwe | 10,704,4 | 7.2 % | 65,284,3 | 44.1 % | 51,903,0 | 35.1 % | 20,170,8 | 13.6 % | 148,062,5 |
| Total | 417,345,3 | 13.9 % | 1,450,616,1 | 48.4 % | 910,195,7 | 0.3 | 221,811,8 | 7.4 % | 2,999,969,0 |

Table A.4: Total disbursements by major channel by year (main figures in NOK '000 – last line in NOK)

| Year | Multilateral | Local NGOs | Reg/Int NGOs | NOR NGOs | NOR public inst | Others | Total | Other Channels | Total | Agreements |
|-------------------|------------------|----------------|----------------|------------------|-----------------|----------------|------------------|-----------------------|----------------|------------|
| 1999 | 50,119 | 49,211 | 35,220 | 228,617 | 22,899 | | 386,066 | NOR,Private,sector | 41,890 | 30 |
| 2000 | 208,375 | 59,367 | 51,943 | 280,125 | 60,029 | | 659,839 | Consultants | 39,088 | 127 |
| 2001 | 271,850 | 66,995 | 68,944 | 334,119 | 43,025 | | 784,933 | Government/ministries | 310,562 | 202 |
| 2002 | 258,292 | 61,433 | 59,488 | 307,410 | 159,661 | | 846,284 | Recipient,public,inst | 278,828 | 189 |
| 2003 | 181,059 | 64,295 | 83,857 | 330,150 | 114,490 | | 773,851 | Other,Priv,Sector | 45,091 | 42 |
| 2004 | 123,920 | 105,740 | 83,753 | 368,041 | 135,248 | | 816,702 | Unknown | 229,198 | 326 |
| 2005 | 123,623 | 73,804 | 64,060 | 246,018 | 77,971 | | 585,476 | Sub-total | 944,657 | 916 |
| 2006 | 115,147 | 80,234 | 72,858 | 300,262 | 65,772 | | 634,273 | | | |
| 2007 | 153,422 | 99,950 | 67,841 | 259,554 | 62,899 | | 643,666 | | | |
| 2008 | 179,735 | 100,675 | 68,811 | 397,845 | 96,874 | | 843,940 | | | |
| Total | 1,665,542 | 761,704 | 656,775 | 3,052,141 | 838,868 | 944,657 | 7,919,687 | | | |
| Shares | 21.0 % | 9.6 % | 8.3 % | 38.5 % | 10.6 % | 11.9 % | 100.0 % | | | |
| Agreements | 664 | 967 | 620 | 3 335 | 532 | 916 | 7 034 | | | |
| Shares | 9.4 % | 13.7 % | 8.8 % | 47.4 % | 7.6 % | 13.0 % | 100.0 % | | | |
| Ave size | 2,508,346 | 787,698 | 1,059,315 | 915,185 | 1,576,820 | 1,031,285 | 1,125,915 | | | |

Table A.5: Funding by Major Chapter, Norwegian Budget in NOK '000

| | 1999 | 2000 | 2001 | 2002 | 2003 | 2004 | 2005 | 2006 | 2007 | 2008 | Total | Share |
|--|----------------|----------------|----------------|----------------|----------------|----------------|----------------|----------------|----------------|----------------|------------------|----------------|
| 150 – Regional allocation (general) | 123,068 | 157,771 | 242,998 | 24,779 | | | | | | | 548,617 | 6.9 % |
| 150 – Regional allocation, Africa | | | | 101,920 | 134,219 | 160,062 | 152,217 | 148,960 | 144,191 | 138,732 | 980,302 | 12.3 % |
| 151 – Regional allocation, Asia | | | | 35,202 | 52,149 | 44,545 | 48,185 | 46,435 | 49,867 | 42,164 | 318,547 | 4.0 % |
| 152 – Regional allocation, Middle East | | | | 44,052 | 5,906 | 1,897 | 3,488 | 4,043 | 4,285 | 9,700 | 73,370 | 0.9 % |
| 153 – Regional allocation, Central/Latin America | | | | 36,493 | 29,302 | 45,186 | 37,389 | 37,402 | 46,872 | 55,305 | 287,949 | 3.6 % |
| 160 (154) – Civil society and democracy | 113,496 | 125,465 | 120,142 | 121,853 | 153,043 | 181,108 | 169,779 | 174,703 | 172,399 | 238,081 | 1,570,068 | 19.7 % |
| 163 (191) – Emergency aid, humanitarian relief, HR | 90,973 | 184,305 | 169,483 | 127,228 | 76,478 | 91,944 | 93,649 | 142,504 | 116,712 | 117,759 | 1,211,035 | 15.2 % |
| 164 (192) – Peace, reconciliation, democracy | 77,506 | 274,378 | 343,912 | 455,619 | 384,367 | 387,979 | 164,994 | 123,724 | 144,866 | 245,806 | 2,603,150 | 32.7 % |
| 170/171 – UN, multilateral organizations | | | 10,000 | 6,494 | 24,691 | 7,173 | 18,763 | 21,127 | 40,645 | 40,920 | 169,812 | 2.1 % |
| Other | 29,520 | 11,850 | 14,118 | 26,412 | 15,308 | 19,477 | 3,512 | 18,429 | 10,168 | 43,034 | 191,828 | 2.4 % |
| Totals | 434,564 | 753,770 | 900,652 | 980,052 | 875,463 | 939,370 | 691,977 | 717,326 | 730,004 | 931,500 | 7,954,679 | 100.0 % |

Table A.6: Agreement Partners, Human Rights Budget Line (163.71 – 191.70), NOK '000

| Organisation | 1999 | 2000 | 2001 | 2002 | 2003 | 2004 | 2005 | 2006 | 2007 | 2008 | Grand Total |
|--|---------|----------|----------|----------|----------|----------|----------|----------|----------|----------|-------------|
| UiO – Norsk Senter for Menneskerettigheter | 6,741,1 | 7,228,4 | | | 2,955,0 | 1,006,9 | 17,153,4 | 18,341,2 | 19,446,4 | 27,986,9 | 100,859,4 |
| Norges Røde Kors | | 17,943,8 | 24,576,1 | 4,708,0 | 3,262,6 | | 9,062,6 | 4,000,0 | 2,291,8 | 1,000,0 | 66,844,7 |
| Kirkens Nødhjelp | 4,657,0 | 9,765,7 | 14,790,9 | 17,986,6 | 3,895,0 | 714,0 | 7,291,6 | 5,574,2 | | | 64,674,9 |
| UNHCHR – UN High Commissioner for Human Rights | 1,556,0 | 16,250,0 | 11,750,0 | | | 2,550,0 | 2,000,0 | | 4,000,0 | 23,200,0 | 61,306,0 |
| Flyktninghjelpen | | 20,439,2 | 9,037,0 | 15,261,3 | 1,197,5 | -1,572,6 | 1,229,0 | 9,021,0 | -534,5 | 1,041,8 | 55,119,7 |
| UiO – Universitetet i Oslo | | | 9,218,5 | 15,443,1 | 10,644,5 | 13,447,5 | 1,238,2 | -208,5 | 4,569,0 | -118,3 | 54,234,0 |
| Norsk Folkehjelp | 7,835,8 | 14,150,0 | 1,000,0 | 1,000,0 | 597,3 | 3,803,5 | | 20,903,5 | 1,651,3 | | 50,941,4 |
| Det norske Menneskerettighetsfond | 4,538,6 | 3,818,6 | 3,330,0 | 4,412,9 | 4,270,9 | 3,600,0 | 3,675,0 | 3,830,0 | 3,830,0 | 3,830,0 | 39,136,1 |
| Forskningsstiftelsen FAFO | | 1,390,0 | | 800,0 | 6,887,0 | 14,800,0 | 250,0 | 6,454,0 | 50,0 | 2,836,7 | 33,467,8 |
| Stiftelsen menneskerettighetshuset | | | 194,0 | 3,215,0 | 2,791,0 | 4,820,0 | 4,935,0 | 7,305,0 | 3,500,0 | | 26,760,0 |
| UNDP – UN Development Programme | 1,577,9 | 717,7 | 1,000,0 | 5,806,0 | 3,100,0 | 772,4 | 213,4 | 2,778,6 | 3,258,0 | 1,350,6 | 20,574,6 |
| UN General Trust Fund | | 6,193,6 | 3,100,0 | 1,533,4 | 1,290,0 | 2,040,8 | | 2,700,0 | 250,0 | 3,000,0 | 20,107,8 |
| Redd Barna Norge | | 800,0 | 470,1 | 4,071,0 | 3,591,0 | 1,629,2 | | 5,941,4 | 700,0 | | 17,202,7 |
| LSN – Landmine survivors network | | | | | 3,823,5 | 4,000,0 | 4,500,0 | | 600,0 | | 12,923,5 |

| Organisation | 1999 | 2000 | 2001 | 2002 | 2003 | 2004 | 2005 | 2006 | 2007 | 2008 | Grand Total |
|--|---------|---------|---------|---------|---------|---------|---------|---------|---------|---------|-------------|
| HRH – Human Rights House Foundation | 155,0 | 480,0 | | | | | | 1,950,0 | 2,100,0 | 5,850,0 | 10,535,0 |
| UNOCHA – UN Co-ordination of Hum'n Affairs | | 3,500,0 | 1,950,0 | 2,000,0 | | | | 2,800,0 | | | 10,250,0 |
| Norske PEN | | 60,0 | 365,0 | 791,8 | 417,2 | 2,290,0 | 397,7 | 1,150,0 | 1,408,4 | 1,624,5 | 8,504,6 |
| UNICEF | | | 1,284,9 | 5,000,0 | | | 320,0 | | | 1,815,3 | 8,420,1 |
| Henry Dunant Centre for Humanitarian Dialogue | | | 1,000,0 | 4,000,0 | | 2,700,0 | | | | | 7,700,0 |
| Kompetansesenteret for urfolksrettigheter | | | | | 1,200,0 | 1,200,0 | 1,200,0 | 1,200,0 | 1,200,0 | 1,500,0 | 7,500,0 |
| ICTJ – International Centre for Transitional Justice | | | | | | 500,0 | 500,0 | 3,622,0 | 2,000,0 | | 6,622,0 |
| International Alert | 1,400,0 | 1,300,0 | 500,0 | 1,000,0 | | | 2,400,0 | | | | 6,600,0 |
| PRIO – International Peace Research Institute, Oslo | 776,0 | 3,660,8 | 120,0 | 770,2 | | 280,0 | 151,9 | 112,5 | | | 5,871,4 |
| LO – Landsorganisasjonen i Norge | | | 400,0 | 2,950,0 | 250,0 | | | 1,076,9 | 849,8 | 295,3 | 5,822,0 |
| Caritas Norge | 2,538,8 | | 1,635,1 | | -149,7 | 1,575,0 | | | | | 5,599,2 |
| ISHR – International Service for Human Rights | 250,0 | 510,6 | 250,0 | 250,0 | 525,0 | 270,0 | 400,0 | 1,000,0 | 850,0 | 850,0 | 5,155,6 |
| MRG – Minority Rights Group International | 600,0 | 600,0 | | 700,0 | 300,0 | 400,0 | 450,0 | 899,6 | 570,0 | 600,0 | 5,119,6 |

| Organisation | 1999 | 2000 | 2001 | 2002 | 2003 | 2004 | 2005 | 2006 | 2007 | 2008 | Grand Total |
|--|-------|---------|-------|---------|-------|---------|---------|-------|---------|---------|-------------|
| PDHRE – People's Decade of Human Rights Education | 700,0 | 800,0 | 900,0 | 1,365,0 | 370,0 | | | | | | 4,135,0 |
| Association of Women Committees for Social Work, Palestine | | | | | | | 860,0 | 800,0 | 2,450,6 | | 4,110,6 |
| Den norske lægeforening | | | 259,9 | 422,0 | 198,2 | 530,0 | 575,0 | 609,6 | 714,2 | 701,9 | 4,010,7 |
| Canadian Journalists Free Expression | | | 400,0 | | 50,0 | 200,0 | 275,0 | 950,0 | 1,030,0 | 1,100,0 | 4,005,0 |
| COMISEDH – Comision de derechos humanos | 150,0 | 771,3 | | | 690,6 | 698,1 | | | | 1,043,5 | 3,353,5 |
| Sametinget | 200,0 | 337,0 | 200,0 | 200,0 | 200,0 | 500,0 | 350,0 | | 550,0 | 650,0 | 3,187,0 |
| ICJ – International Commission of Jurists | | | | 100,0 | 200,0 | 450,0 | 450,0 | 450,0 | 1,000,0 | 500,0 | 3,150,0 |
| Hirondelle Foundation | | | | | | 1,400,0 | | 950,0 | 755,9 | | 3,105,9 |
| Israeli Information Centre for Human Rights in Occupied Territory | 480,0 | 647,0 | | | | 975,0 | 975,0 | | | | 3,077,0 |
| Hamoked Centre for the Defence of the Individual | | 560,0 | | | | 1,400,0 | 1,000,0 | | | | 2,960,0 |
| Samerådet | | | 134,0 | 300,0 | 300,0 | 600,0 | 390,0 | 390,0 | 390,0 | 390,0 | 2,894,0 |
| Coalition to Stop the Use of Child Soldiers | 480,0 | 500,0 | | 300,0 | | | | 600,0 | 1,000,0 | | 2,880,0 |
| MIFTAH – Palestinian Initiative for Promotion of Global Dialogue & Democracy | | 1,000,0 | | | | 500,0 | 650,0 | 660,0 | | | 2,810,0 |

| Organisation | 1999 | 2000 | 2001 | 2002 | 2003 | 2004 | 2005 | 2006 | 2007 | 2008 | Grand Total |
|---|-----------------|------------------|-----------------|-----------------|-----------------|-----------------|-----------------|------------------|-----------------|-----------------|------------------|
| IRCT – International Rehabilitation Council for Torture Victims | | | 600,0 | 600,0 | 400,0 | | 400,0 | | 250,0 | 535,0 | 2,785,0 |
| HiBu – Høgskolen i Buskerud | | | | | | | | 817,5 | 1,260,4 | 672,0 | 2,749,9 |
| Den norske helseforskomiteen | | 167,8 | 100,0 | 400,0 | 100,0 | 650,0 | 100,0 | 400,0 | 320,0 | 385,0 | 2,622,8 |
| Hebron Rehabilitation Committee | | | | | | | 690,0 | 690,0 | 1,100,0 | | 2,480,0 |
| Palestinian Independent Commission of Citizens' Rights | 750,0 | 857,0 | 857,0 | | | | | | | | 2,464,0 |
| PRESIDENT & FELLOWS OF HARVARD COLLEGE | | | | | | | | 467,0 | 894,8 | 900,0 | 2,261,8 |
| Gaza Community Mental Health Program | | | | | | | 800,0 | 750,0 | 710,0 | | 2,260,0 |
| Defence for Children International | 650,0 | 500,0 | | 500,0 | | | | | 600,0 | | 2,250,0 |
| Colombo | | 500,0 | 690,0 | 1,000,0 | | | | | | | 2,190,0 |
| Index on Censorship | 500,0 | 500,0 | 520,0 | | 500,0 | | | | | 66,0 | 2,086,0 |
| Palestinian Centre for Human Rights | 310,0 | 432,0 | 540,0 | 364,5 | | | | | 420,0 | | 2,066,5 |
| Totals | 36,846,2 | 116,380,5 | 91,172,5 | 97,250,8 | 53,856,5 | 68,729,7 | 64,882,7 | 108,985,4 | 66,036,1 | 83,606,3 | 787,746,5 |

Table A.7: Media Support in Western Balkans

| Agreement title | Agreement partner | Recipient country | Year | Disbursed (1000 NOK) |
|---|---|--------------------------|-------------|-----------------------------|
| Role of Media in Transitional Justice | Undefined | Ex-Yugo (unspecified) | 2006 | 60,908 |
| Macedonia in Europe | Undefined | Macedonia | 2006 | 625,000 |
| Storytellers Film of war | Birgitte Sigmundstad | Macedonia | 2002 | 60,620 |
| Critical journalism | BIRN – Balkan Investigative Reporting Network | Bosnia-Herzegovina | 2007 | 930,000 |
| Weekly paper Zeri in Pristina | Den norske helsingforskomiteen | Kosovo | 1999 | 400,000 |
| News agency Beta Beograd | Den norske helsingforskomiteen | Serbia | 1999 | 400,000 |
| Alternative Information Network edit | European Civic Forum | Ex-Yugo (unspecified) | 1999 | 156,000 |
| Radiooperator to Kosovo | Flyktninghjelpen | Kosovo | 1999 | 202,000 |
| Monitoring Media Igman | FORUM DEMOKRATSKE ALTERNATIVE BIH | Bosnia-Herzegovina | 2006 | 200,000 |
| Urg financial needs to IMC | IMC – Independent Media Commission | Bosnia-Herzegovina | 1999 | 462,000 |
| Media Devel.Balkan | IWPR – Institute for War and Peace Reporting | Serbia | 2002 | 1,189,248 |
| Globus Media Centre in Skopje | Kirkens Nødhjelp | Macedonia | 2000 | 299,250 |
| Kosovo Perspectives Bulletin | Kosovo Perspectives Bulletin | Kosovo | 2006 | 1,169,795 |
| Lyk-z Videoproduction – Media, Identity and Citizenship | lyk-z videoproduksjon | Bosnia-Herzegovina | 2006 | 63,000 |
| Beweekly magazine Macedonia/Europ | Makfax Independent News Agency | Macedonia | 2007 | 392,000 |
| BILATMacedonia/IN/Europe | Makfax Independent News Agency | Macedonia | 2008 | 380,000 |
| Seminars for journalists in Kosovo | Mediehoegskolen Gimlekollen | Kosovo | 2000 | 500,000 |
| Seminar journalists in KOS | Mediehoegskolen Gimlekollen | Kosovo | 2001 | 127,117 |
| Gimlekollen journalism studies Prish | Mediehoegskolen Gimlekollen | Kosovo | 2003 | 1,414,320 |
| Kosovo Institute for Journalism Stud | Mediehoegskolen Gimlekollen | Kosovo | 2004 | 773,196 |
| Bilat Media development | Nera Networks AS | Macedonia | 2005 | 4,948,821 |
| Development of Media III | Nera Networks AS | Macedonia | 2007 | 2,433,600 |

| Agreement title | Agreement partner | Recipient country | Year | Disbursed (1000 NOK) |
|--|--------------------------|--------------------------|-------------|-----------------------------|
| Bilat Modernizing broadcast network | Nera Telecommunications | Macedonia | 2006 | 4,925,200 |
| Local Media | Norsk Folkehjelp | Bosnia-Herzegovina | 2002 | 500,000 |
| Media | Norsk Folkehjelp | Bosnia-Herzegovina | 2003 | 500,000 |
| Woman in Business vs Womans Illiteracy | Norsk Folkehjelp | Bosnia-Herzegovina | 2005 | 100,000 |
| Free Media Help Line | Norsk Folkehjelp | Bosnia-Herzegovina | 2005 | 250,000 |
| Media | Norsk Folkehjelp | Bosnia-Herzegovina | 2006 | 350,000 |
| Independant local media supp | Norsk Folkehjelp | Ex-Yugo (unspecified) | 2001 | 2,000,000 |
| Independant local media supp | Norsk Folkehjelp | Ex-Yugo (unspecified) | 2001 | 5,000,000 |
| Local Media | Norsk Folkehjelp | Ex-Yugo (unspecified) | 2002 | 500,000 |
| Local Media – training | Norsk Folkehjelp | Ex-Yugo (unspecified) | 2002 | 1,000,000 |
| Local Media – training | Norsk Folkehjelp | Ex-Yugo (unspecified) | 2002 | 4,000,000 |
| Media | Norsk Folkehjelp | Ex-Yugo (unspecified) | 2003 | 1,000,000 |
| Media | Norsk Folkehjelp | Ex-Yugo (unspecified) | 2003 | 4,000,000 |
| Media Support | Norsk Folkehjelp | Ex-Yugo (unspecified) | 2004 | 400,000 |
| Local Media Support | Norsk Folkehjelp | Ex-Yugo (unspecified) | 2005 | 500,000 |
| Local Media Support | Norsk Folkehjelp | Ex-Yugo (unspecified) | 2005 | 4,000,000 |
| Media Programme | Norsk Folkehjelp | Ex-Yugo (unspecified) | 2005 | 500,000 |
| Local Media Support | Norsk Folkehjelp | Ex-Yugo (unspecified) | 2006 | -75,934 |
| Freedom of Media | Norsk Folkehjelp | Ex-Yugo (unspecified) | 2006 | 450,000 |
| Media development | Norsk Folkehjelp | Ex-Yugo (unspecified) | 2006 | 3,500,000 |
| Medier og pressefrihet Kosovo | Norsk Folkehjelp | Kosovo | 2006 | 335,000 |
| Local Media | Norsk Folkehjelp | Macedonia | 2002 | 500,000 |

| Agreement title | Agreement partner | Recipient country | Year | Disbursed (1000 NOK) |
|--|--|-----------------------|------|----------------------|
| Media | Norsk Folkehjelp | Macedonia | 2003 | 1,000,000 |
| Local media support programme | Norsk Folkehjelp | Macedonia | 2004 | 1,450,000 |
| Media Programme | Norsk Folkehjelp | Macedonia | 2005 | 682,000 |
| Media programme | Norsk Folkehjelp | Macedonia | 2006 | 800,000 |
| Media Development | Norsk Folkehjelp | Macedonia | 2007 | 730,000 |
| MAK – NPA Media Development 2008 | Norsk Folkehjelp | Macedonia | 2008 | 393,490 |
| Media development in Montenegro | Norsk Folkehjelp | Montenegro | 2000 | 1,000,000 |
| Independent Media | Norsk Folkehjelp | Montenegro | 2007 | 300,000 |
| Meida Support | Norsk Folkehjelp | Serbia | 2007 | 3,385,000 |
| Media Development | Norsk Folkehjelp | Serbia | 2008 | 215,172 |
| Media Development | Norsk Folkehjelp | Serbia | 2008 | 3,141,489 |
| OHR support to OBN TV signals | Office of the High Representative, Bosnia-Herzegovina | Bosnia-Herzegovina | 1999 | 890,000 |
| Repeaters for OBN Sarajevo coverage | Open Broadcast Network d.d | Bosnia-Herzegovina | 1999 | 505,000 |
| Radio Fern | Pilot community TV project | Bosnia-Herzegovina | 1999 | 510,000 |
| Volunt contrib independ Serbian news | Pilot community TV project | Serbia | 2000 | 175,057 |
| A European TV News Service for Balkan Broadcasters | South East Europe TV Exchanges | Ex-Yugo (unspecified) | 2008 | 900,105 |
| UNHCR book on Kosovo crises | UNHCR – UN Office of the UN High Commissioner for Refugees | Kosovo | 2000 | 92,000 |

Total funding: NOK 67,590,500

**Funding through Norwegian People's Aid (Norsk Folkehjelp):
NOK 42,406,200 – 62.7%**

Table A.8: Media Support in Zambia

| Agreement title | Agreement partner | Description of agreement | Year | Disbursed (1000 NOK) |
|-----------------------------------|--------------------------|--|-------------|-----------------------------|
| MTF Investigative Audit | Undefined | Comprehensive audit of the financial performance and reporting of MTF due to several irregularities in CSO partner organisations in 2003 | 2004 | 81,997 |
| Media Trust Fund – | Abdon Yezi | Assessment of request for additional funds | 2007 | 66,980 |
| Monitoring of Media Trust Fund | Abdon Yezi | Consultancy to provide additional monitoring of the progress of MTF | 2008 | 105,000 |
| EHC Journalism Section | Evelyn Hone College | | 1999 | 5,305,649 |
| EHC Journalism Section | Evelyn Hone College | | 2000 | 3,655,350 |
| EHC Journalism Section Phase II | Evelyn Hone College | | 2001 | 2,000,000 |
| EHC Journalism Section Phase II | Evelyn Hone College | | 2002 | 2,000,000 |
| EHC Journalism Section Phase II | Evelyn Hone College | | 2003 | 2,000,000 |
| EHC-Journalism Section | Evelyn Hone College | Continue strengthening Journalism development in Zambia, Phase III | 2004 | 2,000,000 |
| EHC-Journalism Section | Evelyn Hone College | Continue strengthening Journalism development in Zambia, Phase III | 2006 | 2,000,000 |
| Promotion of free media in Zambia | Media Trust Fund | MTF is to build competence and capacity in existing and emerging media in the public and private sectors, with attention to rural media | 1999 | 1,153,000 |
| Promotion of free media in Zambia | Media Trust Fund | See above | 2000 | 1,500,000 |
| Promotion of free media in Zambia | Media Trust Fund | See above | 2001 | 754,000 |
| Promotion of free media in Zambia | Media Trust Fund | See above | 2002 | 1,000,000 |
| Promotion of free media in Zambia | Media Trust Fund | See above | 2003 | 1,000,000 |
| Promotion of free media in Zambia | Media Trust Fund | See above | 2004 | 4,000,000 |
| Promotion of free media in Zambia | Media Trust Fund | See above | 2006 | 5,000,000 |
| Promotion of free media in Zambia | Media Trust Fund | See above | 2007 | 3,500,000 |

| Agreement title | Agreement partner | Description of agreement | Year | Disbursed (1000 NOK) |
|-------------------------------------|---|--|------|----------------------|
| Additional support to MTF | Media Trust Fund | Extension of ongoing support to MTF by also supporting: <ul style="list-style-type: none"> • Establishment of six community radio stations • Capacity building of staff/volunteers involved in the running of community radio stations • Periodic maintenance and servicing of equipment (up to March 2009) • Monitoring of progress at the community level • Preparation of final reports, including final audit by end May 2009 • The target group is primarily the population of communities in which the new radio stations are planned, which according to MTF's estimate is around 600.000 people. | 2008 | 3,000,000 |
| Review of Norwegian Support to MTF | SGS DR NGOZI M AWA | | 1999 | 81,693 |
| Media Trust Fund Review 2002 | UiO – Universitetet i Oslo | Helge Rønning, UiO, review of the MTF. Report submitted early 2003. | 2003 | 133,823 |
| Training of media practitioners | ZAMCOM | | 1999 | 193,007 |
| Training of media practitioners | ZAMCOM | | 1999 | 1,100,000 |
| Training of media practitioners | ZAMCOM | | 2000 | 2,500,000 |
| Training of media practitioners | ZAMCOM | | 2001 | 3,070,000 |
| Training of media practitioners | ZAMCOM | | 2002 | 500,000 |
| promoting media freedom & diversity | ZIMA – Zambia Independent Media Association | | 1999 | 600,000 |
| ZIMA Purchase of Building | ZIMA | | 1999 | 787,416 |
| Institutional and Programme Support | ZIMA | | 2000 | 750,000 |
| promoting media freedom & diversity | ZIMA | | 2000 | 800,000 |
| Institutional and Programme Support | ZIMA | | 2001 | 750,000 |
| Institutional and Programme Support | ZIMA | | 2002 | 750,000 |

Table A.9: Media Support in Ethiopia

| Agreement title | Agreement partner | Description of agreement | Year | Disbursed (1000 NOK) |
|--------------------------------------|--|--|-------------|-----------------------------|
| Pre-project AAU | Addis Ababa University | Pre-Project for establishing School of Journalism AAU. | 2002 | 1,269,780 |
| Pre-project AAU | Addis Ababa University | Further support for establishing School of Journalism AAU. | 2002 | 2,839,531 |
| Centre/school of Journalism AAU | Addis Ababa University | Support to the School of Journalism at Addis Abeba University | 2004 | 13,540,750 |
| Centre/school of Journalism AAU | Addis Ababa University | Support to the School of Journalism at Addis Abeba University | 2005 | 11,947,460 |
| Centre/school of Journalism AAU | Addis Ababa University | Support to the School of Journalism at Addis Abeba University | 2006 | 12,785,151 |
| Centre/school of Journalism AAU | Addis Ababa University | Support to the School of Journalism at Addis Abeba University | 2007 | 6,354,163 |
| Publication on Somalia (HADAD) | HADAD – The Horn of Africa Democracy and Development International Lobby | Support to production of the book “Somalia Calling” by Prof. Kinfe Abraham | 2005 | 132,300 |
| Assosiation of Journalists | IPI-Den norske nasjonalkomite | | 2001 | 142,800 |
| Adm. capacity building/ AAU – Lemvik | Jørn Lemvik | Consultancy to strengthen management at the University | 2004 | 67,452 |
| Radio Station | Kirkens Nødhjelp | | 2000 | 483,289 |
| Radio Communication Service | Kirkens Nødhjelp | | 2001 | 559,119 |

Table A.10: Media Support in Mozambique

| Agreement title | Agreement partner | Year | Disbursed (1000 NOK) |
|--|--|-------------|-----------------------------|
| TVM Participation in “Public Broadcasting International” in Oslo | Undefined | 2005 | 108,700 |
| Review NSJ | Undefined | 2007 | 198,280 |
| 2005 Commemoration- International Media Conference | NSJ – Nordic-SADC Journalism Centre | 2005 | 345,440 |
| NSJ Partnership Program 2008-2010 | NSJ – Nordic-SADC Journalism Centre | 2008 | 3,500,000 |
| strengthening Media and Democracy | SARDC – Southern Africa Research Doc Ctr | 1999 | 450,000 |
| 2005 Commemoration | Uni of Oslo, Inst for Media, Comm | 2005 | 73,000 |
| Development of Media in Mozambique | UNDP | 1999 | 3,954,985 |
| Development of Media | UNDP | 2000 | 2,500,000 |
| Development of Media in Mozambique | UNDP | 2000 | 3 500,000 |
| Develop. of Media in Moz.-Phase III | UNDP | 2005 | 4,000,000 |
| Develop. of Media in Moz.-Phase III | UNDP | 2006 | 2,200,000 |
| Development of Media in Mozambique | UNESCO | 2001 | 5,000,000 |
| Development of Media in Mozambique | UNESCO | 2002 | 5,000,000 |
| Development of Media in Mozambique | UNESCO | 2003 | 4,000,000 |

Table A.11: Media Support in Zimbabwe

| Agreement title | Agreement partner | Description of agreement | Year | Disbursed (1000 NOK) |
|---|---|---|-------------|-----------------------------|
| Safeguarding of audio-visual archive | Edwina Spicer Production | Safeguarding audio-visual archive library | 2002 | 340,000 |
| Media strategy | IMS – Int'l Media Support | planned amount of funding for projects under the media strategy | 2007 | 3,500,000 |
| Media strategy | IMS | planned amount of funding for projects under the media strategy | 2008 | 4,000,000 |
| MMPZ- Phase 4 | Media Monitoring Project Zimbabwe – MMPZ | MMPZ is to improve quality and standards of journalism in Zimbabwe, and is a freedom of speech project in Zimbabwe | 2003 | 50,000 |
| MMPZ Addendum I - | MMPZ | | 2006 | 320,000 |
| MMPZ 2007 | MMPZ | Support is for period 2007. | 2007 | 590,750 |
| MMPZ-Phase 5 | MMPZ | See above | 2005 | 675,000 |
| MMPZ-Phase 5 | MMPZ | See above | 2003 | 749,748 |
| MMPZ- Phase 3 | MMPZ | | 2000 | 840,000 |
| MMPZ- Phase 4 | MMPZ | | 2000 | 950,000 |
| MMPZ- Phase 4 | MMPZ | | 2001 | 950,000 |
| MMPZ- Phase 4 | MMPZ | | 2002 | 1,050,000 |
| MMPZ-Phase 5 | MMPZ | | 2004 | 1,124,911 |
| Media Monitoring Project, MMP | MISA – Media Institute of Southern Africa | | 2000 | 60,000 |
| MMP Project | MISA | | 1999 | 540,000 |
| Travel support – Mr. Nyarota | Norsk Folkehjelp | | 2004 | 54,000 |
| NUFU agreement | SIU – Senter for internasjonalisering av høyere utdanning | | 2001 | 95,971 |
| NUFU agreement | SIU | | 2002 | 206,000 |
| NUFU agreement | SIU | | 1999 | 267,015 |
| NUFU agreement | SIU | | 2000 | 415,523 |
| NUFU agreement | SIU | | 2000 | 597,665 |
| NUFU agreement | SIU | | 1999 | 790,815 |
| NUFU agreement | SIU | | 2001 | 1,003,423 |
| One year support to Voice of the People | Voice of the People (ZIB) | a one year support to VOP together with Denmark. Further support will be assessed in relation to the media strategy | 2006 | 1,000,000 |

Table A.12: Human Rights funding in Palestinian Territory

| Agreement title | Agreement partner | Impl Inst | DAC Sub sector (code+name) | Chapter (code+name) | Post (code+name) | Year | Disbursed (1000 NOK) |
|--|----------------------|----------------------|----------------------------|------------------------------------|---------------------------------|------|----------------------|
| Israeli-Palestinian tours to Jerusale | Undefined | Undefined | 50 – Civil society | 164 – Fred, Forsoning, demokrati | 70 – Fred, forsoning, demokrati | 2004 | 400,000 |
| PSE/Settlement Watch Project | Undefined | Undefined | 62 – Human rights | 164 – Fred, forsoning og demokrati | 70 – Fred, forsoning, demokrati | 2006 | 1,200,000 |
| Al Dameer Association for Human Rights | Undefined | Undefined | 62 – Human rights | 163 – Nødhjelp, Hum, MR | 71 – Hum og MR | 2007 | 650,000 |
| Support for Palestinian Human Rights Organisations | Undefined | Undefined | 62 – Human rights | 170 – FN-organisasjoner | 79 – Eksperter, junioreksperter | 2007 | 650,091 |
| Al Dameer Association for Human Rights 2008 | Undefined | Undefined | 62 – Human rights | 164 – Fred, forsoning og demokrati | 70 – Fred, forsoning, demokrati | 2008 | 800,000 |
| Support for Palestinian Human Rights Organisations | Undefined | Undefined | 62 – Human rights | 170 – FN-organisasjoner | 79 – Eksperter, junioreksperter | 2008 | 535,008 |
| Security of legislative office | Abdel Karim Abu Taha | Abdel Karim Abu Taha | 30 – Legal, judicial | 192 – Fred og demokrati | 70 – Tilskudd generelle tiltak | 2001 | 2,221,550 |
| Research Palestinian Law | Al Haq | Al Haq | 62 – Human rights | 191 – MR, Hum, Flyktninger | 70 – MR, Hum, Flyktninger | 2000 | 80,000 |
| Al Haq | Al Haq | Al Haq | 62 – Human rights | 163 – Nødhjelp, Hum, MR | 71 – Hum og MR | 2006 | 390,000 |
| Al Haq | Al Haq | Al Haq | 62 – Human rights | 163 – Nødhjelp, Hum, MR | 71 – Hum og MR | 2007 | 620,000 |

| Agreement title | Agreement partner | Impl Inst | DAC Sub sector (code+name) | Chapter (code+name) | Post (code+name) | Year | Disbursed (1000 NOK) |
|--|---|---|----------------------------|------------------------------------|---------------------------------|------|----------------------|
| Al Haq | Al Haq | Al Haq | 62 – Human rights | 164 – Fred, forsoning og demokrati | 70 – Fred, forsoning, demokrati | 2008 | 650,000 |
| Al Mezan Centre for HR | Al Mezan Centre for HR | AL MEZAN CENTRE FOR HUMAN RIGHTS | 62 – Human rights | 163 – Nødhjelp, Hum, MR | 71 – Hum og MR | 2002 | 90,000 |
| Al Mezan Centre for HR | Al Mezan Centre for HR | AL MEZAN CENTRE FOR HUMAN RIGHTS | 62 – Human rights | 163 – Nødhjelp, Hum, MR | 71 – Hum og MR | 2006 | 620,000 |
| Al Mezan Centre for HR | Al Mezan Centre for HR | AL MEZAN CENTRE FOR HUMAN RIGHTS | 62 – Human rights | 164 – Fred, forsoning og demokrati | 70 – Fred, forsoning, demokrati | 2008 | 500,000 |
| Support to AMAN | AMAN Coalition | AMAN Coalition | 62 – Human rights | 152 – Bistand Midtøsten | 78 – Regionbev Midtøsten | 2005 | 1,037,500 |
| Support to AMAN | AMAN Coalition | AMAN Coalition | 62 – Human rights | 152 – Bistand Midtøsten | 78 – Regionbev Midtøsten | 2006 | 1,037,500 |
| Support to AMAN | AMAN Coalition | AMAN Coalition | 62 – Human rights | 152 – Bistand Midtøsten | 78 – Regionbev Midtøsten | 2007 | 2,075,000 |
| Capacitybuilding & enhancing public dialogue – newly elected women | Pal Ass'n of Women Committees for Social Work | Pal Ass'n of Women Committees for Social Work | 50 – Civil society | 163 – Nødhjelp, Hum, MR | 71 – Hum og MR | 2005 | 860,000 |
| Association of Women Committees for Social Work | Pal Ass'n of Women Committees for Social Work | Pal Ass'n of Women Committees for Social Work | 62 – Human rights | 163 – Nødhjelp, Hum, MR | 71 – Hum og MR | 2006 | 800,000 |
| Ramallah Centre for Human rights | Pal Ass'n of Women Committees for Social Work | Pal Ass'n of Women Committees for Social Work | 62 – Human rights | 163 – Nødhjelp, Hum, MR | 71 – Hum og MR | 2007 | 1,020,000 |

| Agreement title | Agreement partner | Impl Inst | DAC Sub sector (code+name) | Chapter (code+name) | Post (code+name) | Year | Disbursed (1000 NOK) |
|--|---|--|----------------------------|----------------------------------|--------------------------------|------|----------------------|
| Association of Women Committees for Social Welfare | Pal Ass'n of Women Committees for Social Work | Pal Ass'n of Women Committees for Social Work | 62 – Human rights | 163 – Nødhjelp, Hum, MR | 71 – Hum og MR | 2007 | 1,430,584 |
| Org. dev. for Org. of deaf in Pal. | Atlas-alliansen | National Comittee for Rehabilitation Jerusalem | 50 – Civil society | 154 – Opplysning, org, samarbeid | 71 – Frivillige organisasjoner | 1999 | 1,235,219 |
| Org. dev. for Org. of deaf in Pal. | Atlas-alliansen | National Comittee for Rehabilitation Jerusalem | 50 – Civil society | 154 – Opplysning, org, samarbeid | 71 – Frivillige organisasjoner | 2000 | 5,623,018 |
| Org. dev. for Org. of deaf in Pal. | Atlas-alliansen | National Comittee for Rehabilitation Jerusalem | 50 – Civil society | 154 – Opplysning, org, samarbeid | 71 – Frivillige organisasjoner | 2001 | 704,900 |
| Organisational development among deaf in The Palestinian Territories | Atlas-alliansen | CNCR – Central Natl Comm for Rehabilitation | 50 – Civil society | 160 – Sivilt samf, demokrati | 70 – Sivilt samfunn | 2002 | 667,450 |
| Organisational development among deaf in The Palestinian Territories | Atlas-alliansen | CNCR – Central Natl Comm for Rehabilitation | 50 – Civil society | 160 – Sivilt samf, demokrati | 70 – Sivilt samfunn | 2003 | 626,751 |
| Organisational development among deaf in The Palestinian Territories | Atlas-alliansen | CNCR – Central Natl Comm for Rehabilitation | 50 – Civil society | 160 – Sivilt samf, demokrati | 70 – Sivilt samfunn | 2004 | 686,292 |
| Organisational development among deaf in The Palestinian Territories | Atlas-alliansen | CNCR – Central Natl Comm for Rehabilitation | 50 – Civil society | 160 – Sivilt samf, demokrati | 70 – Sivilt samfunn | 2005 | 664,200 |

| Agreement title | Agreement partner | Impl Inst | DAC Sub sector (code+name) | Chapter (code+name) | Post (code+name) | Year | Disbursed (1000 NOK) |
|--|-----------------------------------|-----------------------------------|----------------------------|----------------------------------|---------------------------------|------|----------------------|
| Support to organisation of deaf in Palestine | Atlas-alliansen | Undefined | 50 – Civil society | 160 – Sivilt samf, demokrati | 70 – Sivilt samfunn | 2006 | 630,612 |
| Support to organisation of deaf in Palestine | Atlas-alliansen | National network of Deaf Clubs | 50 – Civil society | 160 – Sivilt samf, demokrati | 70 – Sivilt samfunn | 2007 | 496,428 |
| Support to organisation of deaf in Palestine | Atlas-alliansen | National network of Deaf Clubs | 50 – Civil society | 160 – Sivilt samf, demokrati | 70 – Sivilt samfunn | 2008 | 600,692 |
| Youth Democratisation project in the | AUF – Arbeidernes Ungdomsfylking | AUF – Arbeidernes Ungdomsfylking | 50 – Civil society | 154 – Opplysning, org, samarbeid | 71 – Frivillige organisasjoner | 1999 | 233,200 |
| Youth Democratisation project in the | AUF – Arbeidernes Ungdomsfylking | AUF – Arbeidernes Ungdomsfylking | 50 – Civil society | 154 – Opplysning, org, samarbeid | 71 – Frivillige organisasjoner | 2000 | -53,659 |
| Youth Democratisation project in the | AUF – Arbeidernes Ungdomsfylking | AUF – Arbeidernes Ungdomsfylking | 50 – Civil society | 154 – Opplysning, org, samarbeid | 71 – Frivillige organisasjoner | 2000 | 185,000 |
| Youth Democratisation project in the | AUF – Arbeidernes Ungdomsfylking | AUF – Arbeidernes Ungdomsfylking | 50 – Civil society | 154 – Opplysning, org, samarbeid | 71 – Frivillige organisasjoner | 2001 | -165,175 |
| Youth Democratisation project in the | AUF – Arbeidernes Ungdomsfylking | AUF – Arbeidernes Ungdomsfylking | 50 – Civil society | 154 – Opplysning, org, samarbeid | 71 – Frivillige organisasjoner | 2001 | 152,600 |
| Operation Palestinian Child and Youth (OPCY) | Bistandsnemnda | Palestinian Bible Society | 50 – Civil society | 160 – Sivilt samf, demokrati | 70 – Sivilt samfunn | 2005 | 2,183,112 |
| Palestinian Central Election Commiss | Central Election Commission (PAL) | Central Election Commission (PAL) | 50 – Civil society | 164 – Fred, Forsoning, demokrati | 70 – Fred, forsoning, demokrati | 2003 | 380,000 |
| Cooperation with FATHA, the Palestin | Det norske Arbeiderparti | Det norske Arbeiderparti | 50 – Civil society | 160 – Sivilt samf, demokrati | 72 – Demokrati-støtte/partier | 2003 | 90,000 |

| Agreement title | Agreement partner | Impl Inst | DAC Sub sector (code+name) | Chapter (code+name) | Post (code+name) | Year | Disbursed (1000 NOK) |
|--|--|--|----------------------------|------------------------------------|---------------------------------|------|----------------------|
| Co-operation Labour Party – Fatha. | Det norske Arbeiderparti | Det norske Arbeiderparti | 50 – Civil society | 160 – Sivilt samf, demokrati | 72 – Demokratistøtte/partier | 2004 | 390,000 |
| Civil society and reform | Diakonia Council of Churches | Diakonia Council of Churches | 50 – Civil society | 165 – Forskning etc | 1 – Driftsutgifter | 2002 | 100,000 |
| Evangelical Lutheran Schools | ELCJ – Evangelical Lutheran Church of Jordan | ELCJ – Evangelical Lutheran Church of Jordan | 50 – Civil society | 153 – Regionbev Midtøsten | 75 – Reg samarbeid | 2002 | 2,101,586 |
| Congress of Labour Law/ Soc Sec | Endresen, Bent | Endresen, Bent | 62 – Human rights | 191 – MR, Hum, Flyktninger | 70 – MR, Hum, Flyktninger | 2001 | 90,000 |
| Financial Investigation-LAW | Ernst & Young | SIDA | 50 – Civil society | 165 – Forskning etc | 1 – Driftsutgifter | 2003 | 184,467 |
| Secondment 18 persons Hebron | Flyktninghjelpen | Flyktninghjelpen | 62 – Human rights | 191 – MR, Hum, Flyktninger | 70 – MR, Hum, Flyktninger | 2001 | 8,137,000 |
| TIPH Secondments | Flyktninghjelpen | Flyktninghjelpen | 50 – Civil society | 164 – Fred, Forsoning, demokrati | 70 – Fred, forsoning, demokrati | 2004 | -948,286 |
| Secondment to TIPH | Flyktninghjelpen | Flyktninghjelpen | 50 – Civil society | 164 – Fred, Forsoning, demokrati | 70 – Fred, forsoning, demokrati | 2004 | 14,108,100 |
| PSE/Hum. Affairs Officer to OCHA | Flyktninghjelpen | Flyktninghjelpen | 62 – Human rights | 163 – Nødhjelp, Hum, MR | 71 – Hum og MR | 2005 | 504,900 |
| PAL/Humanitarian Affairs Officer to OCHA | Flyktninghjelpen | Flyktninghjelpen | 62 – Human rights | 163 – Nødhjelp, Hum, MR | 71 – Hum og MR | 2005 | 724,100 |
| Secondment to TIPH | Flyktninghjelpen | Flyktninghjelpen | 50 – Civil society | 164 – Fred, forsoning og demokrati | 70 – Fred, forsoning, demokrati | 2006 | -343,405 |

| Agreement title | Agreement partner | Impl Inst | DAC Sub sector (code+name) | Chapter (code+name) | Post (code+name) | Year | Disbursed (1000 NOK) |
|--|-------------------|--------------------------------|----------------------------|----------------------------------|---------------------------------|------|----------------------|
| PAL/Humanitarian Affairs Officer to OCHA | Flyktninghjelpen | Flyktninghjelpen | 62 – Human rights | 163 – Nødhjelp, Hum, MR | 71 – Hum og MR | 2006 | -78,249 |
| PSE/Supply Officer | Flyktninghjelpen | Flyktninghjelpen | 62 – Human rights | 163 – Nødhjelp, Hum, MR | 71 – Hum og MR | 2006 | 506,000 |
| PSE/Project officer to UNICEF | Flyktninghjelpen | Flyktninghjelpen | 62 – Human rights | 163 – Nødhjelp, Hum, MR | 71 – Hum og MR | 2006 | 506,000 |
| PSE/Secondments | Flyktninghjelpen | Flyktninghjelpen | 62 – Human rights | 163 – Nødhjelp, Hum, MR | 71 – Hum og MR | 2006 | 4,046,900 |
| PSE/Project officer to UNICEF | Flyktninghjelpen | Flyktninghjelpen | 62 – Human rights | 163 – Nødhjelp, Hum, MR | 71 – Hum og MR | 2007 | -65,139 |
| PSE/Hum. Affairs Officer to OCHA | Flyktninghjelpen | Flyktninghjelpen | 62 – Human rights | 163 – Nødhjelp, Hum, MR | 71 – Hum og MR | 2007 | -61,244 |
| PSE/Secondments | Flyktninghjelpen | Flyktninghjelpen | 62 – Human rights | 163 – Nødhjelp, Hum, MR | 71 – Hum og MR | 2008 | -458,176 |
| People to People Programme | FAFO | FAFO | 50 – Civil society | 164 – Fred, Forsoning, demokrati | 70 – Fred, forsoning, demokrati | 2003 | 5,000,000 |
| Palestinian Refugees in Peace Talks | FAFO | FAFO | 50 – Civil society | 152 – Bistand Midtøsten | 78 – Regionbev Midtøsten | 2003 | 2,979,000 |
| Pre-project AUF/Fatah Youth | Fredskorpset | Fredskorpset | 50 – Civil society | 160 – Sivilt samf, demokrati | 72 – Demokrati-støtte/partier | 2003 | 50,000 |
| Fredskorpset personell exchange | Fredskorpset | SV – Sosialistisk Venstreparti | 50 – Civil society | 160 – Sivilt samf, demokrati | 50 – Fredskorpset | 2004 | 281,625 |
| Fredskorpset personell exchange | Fredskorpset | Det norske Arbeiderparti | 50 – Civil society | 160 – Sivilt samf, demokrati | 50 – Fredskorpset | 2004 | 390,000 |

| Agreement title | Agreement partner | Impl Inst | DAC Sub sector (code+name) | Chapter (code+name) | Post (code+name) | Year | Disbursed (1000 NOK) |
|---|--|--|----------------------------|------------------------------------|---------------------------------|------|----------------------|
| Fredskorpset personell exchange | Fredskorpset | DELTA INTERNASJONALT (KFUK-KFUM) | 50 – Civil society | 160 – Sivilt samf, demokrati | 50 – Fredskorpset | 2004 | 606,150 |
| Coop AUF – Fatah Youth | Fredskorpset | Fredskorpset | 62 – Human rights | 160 – Sivilt samf, demokrati | 72 – Demokrati-støtte/partier | 2004 | 394,650 |
| PAL/Co-operation between AUF and Al-Fateh Youth | Fredskorpset | Fredskorpset | 62 – Human rights | 160 – Sivilt samf, demokrati | 72 – Demokrati-støtte/partier | 2005 | 420,120 |
| PAL/Co-operation between AUF and Al-Fateh Youth | Fredskorpset | Fredskorpset | 62 – Human rights | 160 – Sivilt samf, demokrati | 72 – Demokrati-støtte/partier | 2006 | -178,560 |
| Support to Yitzhak Rabin Center | Friends of Y Rabin Ctr | Friends of Y Rabin Ctr | 50 – Civil society | 164 – Fred, forsoning og demokrati | 70 – Fred, forsoning, demokrati | 2002 | 5,000,000 |
| GCMHP Strategic Plan 2005 | Gaza Community Mental Health Program | Gaza Community Mental Health Program | 62 – Human rights | 163 – Nødhjelp, Hum, MR | 71 – Hum og MR | 2005 | 800,000 |
| Gaza Community Mental Health Program | Gaza Community Mental Health Program | Gaza Community Mental Health Program | 62 – Human rights | 163 – Nødhjelp, Hum, MR | 71 – Hum og MR | 2006 | 750,000 |
| Gaza Community Mental Health Programme | Gaza Community Mental Health Program | Gaza Community Mental Health Program | 62 – Human rights | 163 – Nødhjelp, Hum, MR | 71 – Hum og MR | 2007 | 710,000 |
| Gaza Community Mental Health Programme | Gaza Community Mental Health Program | Gaza Community Mental Health Program | 62 – Human rights | 164 – Fred, forsoning og demokrati | 70 – Fred, forsoning, demokrati | 2008 | 710,000 |
| Human Rights Projects | Hamoked Centre for Defence of Individual | Hamoked Centre for Defence of Individual | 62 – Human rights | 191 – MR, Hum, Flyktninger | 70 – MR, Hum, Flyktninger | 2000 | 560,000 |
| Detainee Rights/Human Rights Hotline | Hamoked Centre for Defence of Individual | Hamoked Centre for Defence of Individual | 62 – Human rights | 164 – Fred, Forsoning, demokrati | 70 – Fred, forsoning, demokrati | 2003 | 1,250,000 |

| Agreement title | Agreement partner | Impl Inst | DAC Sub sector (code+name) | Chapter (code+name) | Post (code+name) | Year | Disbursed (1000 NOK) |
|--|---|---|----------------------------|------------------------------------|---------------------------------|------|----------------------|
| HaMoked – Legal Aid | Hamoked Centre for Defence of Individual | Hamoked Centre for Defence of Individual | 62 – Human rights | 163 – Nødhjelp, Hum, MR | 71 – Hum og MR | 2004 | 1,400,000 |
| PAL/Legal aid for Palestinian residents | Hamoked Centre for Defence of Individual | Hamoked Centre for Defence of Individual | 62 – Human rights | 163 – Nødhjelp, Hum, MR | 71 – Hum og MR | 2005 | 1,000,000 |
| PSE/Legal aid for Palesitian residents | Hamoked Centre for Defence of Individual | Hamoked Centre for Defence of Individual | 62 – Human rights | 164 – Fred, forsoning og demokrati | 70 – Fred, forsoning, demokrati | 2006 | 1,300,000 |
| Prog on humanitarian policy and conf | Harvard – Weatherhead Ctr for Int'l Affairs | Harvard – Weatherhead Ctr for Int'l Affairs | 50 – Civil society | 164 – Fred, Forsoning, demokrati | 70 – Fred, forsoning, demokrati | 2004 | 500,000 |
| Prog on humanitarian policy and conflict research | Harvard – Weatherhead Ctr for Int'l Affairs | Harvard – Weatherhead Ctr for Int'l Affairs | 50 – Civil society | 164 – Fred, forsoning og demokrati | 70 – Fred, forsoning, demokrati | 2006 | -488,386 |
| PSE/Policy analysis and research assistance on IHL | Harvard – Weatherhead Ctr for Int'l Affairs | Harvard – Weatherhead Ctr for Int'l Affairs | 50 – Civil society | 164 – Fred, forsoning og demokrati | 70 – Fred, forsoning, demokrati | 2006 | 540,000 |
| Legal follow up in H2 area | Hebron Rehabilitation Committee | Hebron Rehabilitation Committee | 62 – Human rights | 163 – Nødhjelp, Hum, MR | 71 – Hum og MR | 2005 | 690,000 |
| Hebron Rehabilitation Committee | Hebron Rehabilitation Committee | Hebron Rehabilitation Committee | 62 – Human rights | 163 – Nødhjelp, Hum, MR | 71 – Hum og MR | 2006 | 690,000 |
| Hebron Rehabilitation Committee | Hebron Rehabilitation Committee | Hebron Rehabilitation Committee | 62 – Human rights | 163 – Nødhjelp, Hum, MR | 71 – Hum og MR | 2007 | 1,100,000 |
| The Holst Fund | World Bank | World Bank | 50 – Civil society | 191 – MR, Hum, Flyktninger | 70 – MR, Hum, Flyktninger | 2001 | 20,000,000 |
| The Holst Fund | World Bank | World Bank | 50 – Civil society | 161 – FN-organisasjoner | 70 – FN-organisasjoner | 2001 | 10,000,000 |

| Agreement title | Agreement partner | Impl Inst | DAC Sub sector (code+name) | Chapter (code+name) | Post (code+name) | Year | Disbursed (1000 NOK) |
|--|--|--|----------------------------|------------------------------------|---------------------------------|------|----------------------|
| The Holst Fund | World Bank | World Bank | 50 – Civil society | 192 – Fred og demokrati | 70 – Tilskudd generelle tiltak | 2001 | 10,000,000 |
| NCTF – Vestbredden og Gaza | World Bank | World Bank | 50 – Civil society | 150 – Prioriterte områder | 73 – Bistand til Midtøsten | 2001 | 828,000 |
| The Holst Fund | World Bank | World Bank | 50 – Civil society | 150 – Prioriterte områder | 73 – Bistand til Midtøsten | 2001 | 50,000,000 |
| The Holst Fund | World Bank | World Bank | 50 – Civil society | 164 – Fred, forsoning og demokrati | 70 – Fred, forsoning, demokrati | 2002 | 50,000,000 |
| The Holst Fund | World Bank | World Bank | 50 – Civil society | 153 – Regionbev Midtøsten | 75 – Reg samarbeid | 2002 | 40,000,000 |
| Human rights publication | Israeli Info Centre for HR in Occupied Territory | Israeli Info Centre for HR in Occupied Territory | 62 – Human rights | 191 – MR, Hum, Flyktninger | 70 – MR, Hum, Flyktninger | 1999 | 480,000 |
| Human Rights Final Status Negot | Israeli Info Centre for HR in Occupied Territory | Israeli Info Centre for HR in Occupied Territory | 62 – Human rights | 191 – MR, Hum, Flyktninger | 70 – MR, Hum, Flyktninger | 2000 | 647,000 |
| B'etselem: Resource/Info on HR Occup | Israeli Info Centre for HR in Occupied Territory | Israeli Info Centre for HR in Occupied Territory | 62 – Human rights | 164 – Fred, Forsoning, demokrati | 70 – Fred, forsoning, demokrati | 2003 | 975,000 |
| B'tselem HR work | Israeli Info Centre for HR in Occupied Territory | Israeli Info Centre for HR in Occupied Territory | 62 – Human rights | 163 – Nødhjelp, Hum, MR | 71 – Hum og MR | 2004 | 975,000 |
| PAL/Human Rights Monitoring – B'TSELEM | Israeli Info Centre for HR in Occupied Territory | Israeli Info Centre for HR in Occupied Territory | 62 – Human rights | 163 – Nødhjelp, Hum, MR | 71 – Hum og MR | 2005 | 975,000 |
| PSE/Human Rights activities | Israeli Info Centre for HR in Occupied Territory | Israeli Info Centre for HR in Occupied Territory | 62 – Human rights | 164 – Fred, forsoning og demokrati | 70 – Fred, forsoning, demokrati | 2006 | 300,000 |
| Consultancy services for Rep. Off. | J Mjaugedal | JM Consult AS | 50 – Civil society | 158 – R&D, QA | 1 – Driftsutgifter | 2000 | 72,000 |

| Agreement title | Agreement partner | Impl Inst | DAC Sub sector (code+name) | Chapter (code+name) | Post (code+name) | Year | Disbursed (1000 NOK) |
|--------------------------------------|---|---|----------------------------|------------------------------------|---------------------------------|------|----------------------|
| Consultancy services for Rep. Off. | J Mjaugedal | JM Consult AS | 50 – Civil society | 158 – R&D, QA | 1 – Driftsutgifter | 2001 | 155,000 |
| Consultancy services for Rep. Off. | J Mjaugedal | JM Consult AS | 50 – Civil society | 165 – Forskning etc | 1 – Driftsutgifter | 2002 | 123,000 |
| Consultancy and Legal Services | Jerusalem Center for Social & Economic Rights | Jerusalem Center for Social & Economic Rights | 62 – Human rights | 191 – MR, Hum, Flyktninger | 70 – MR, Hum, Flyktninger | 1999 | 310,000 |
| Hum Rights Related to East Jerusalem | Jerusalem Center for Social & Economic Rights | Jerusalem Center for Social & Economic Rights | 62 – Human rights | 191 – MR, Hum, Flyktninger | 70 – MR, Hum, Flyktninger | 2000 | 600,000 |
| Center for Soc and Ec Rights | Jerusalem Center for Social & Economic Rights | Jerusalem Center for Social & Economic Rights | 50 – Civil society | 191 – MR, Hum, Flyktninger | 70 – MR, Hum, Flyktninger | 2001 | 600,000 |
| Jerusalem Center for Social Economic | Jerusalem Center for Social & Economic Rights | Jerusalem Center for Social & Economic Rights | 50 – Civil society | 163 – Nødhjelp, Hum, MR | 71 – Hum og MR | 2002 | 600,000 |
| Juzoor | Juzoor Foundation Health & Social Dev't | Juzoor Foundation Health & Social Dev't | 62 – Human rights | 163 – Nødhjelp, Hum, MR | 71 – Hum og MR | 2006 | 660,000 |
| Juzoor | Juzoor Foundation Health & Social Dev't | Juzoor Foundation Health & Social Dev't | 62 – Human rights | 163 – Nødhjelp, Hum, MR | 71 – Hum og MR | 2007 | 650,000 |
| Juzoor | Juzoor Foundation Health & Social Dev't | Juzoor Foundation Health & Social Dev't | 62 – Human rights | 164 – Fred, forsoning og demokrati | 70 – Fred, forsoning, demokrati | 2008 | 350,000 |
| Interreligious Muslim-Christian Dial | Kirkens Nødhjelp | Kirkens Nødhjelp | 50 – Civil society | 163 – Nødhjelp, Hum, MR | 71 – Hum og MR | 2002 | 840,000 |
| Jerusalem Center for Women | Kirkens Nødhjelp | Jerusalem Centre for Women | 62 – Human rights | 160 – Sivilt samf, demokrati | 70 – Sivilt samfunn | 2003 | 194,400 |
| Partner Seminar on Gender | Kirkens Nødhjelp | Kirkens Nødhjelp | 50 – Civil society | 160 – Sivilt samf, demokrati | 70 – Sivilt samfunn | 2004 | 97,200 |

| Agreement title | Agreement partner | Impl Inst | DAC Sub sector (code+name) | Chapter (code+name) | Post (code+name) | Year | Disbursed (1000 NOK) |
|--|---------------------------------|---------------------------------|----------------------------|----------------------------------|--------------------------------|------|----------------------|
| Evaluation MECC DSPR | Kirkens Nødhjelp | Kirkens Nødhjelp | 50 – Civil society | 160 – Sivilt samf, demokrati | 70 – Sivilt samfunn | 2004 | 97,200 |
| Jerusalem Center for Women | Kirkens Nødhjelp | Jerusalem Centre for Women | 62 – Human rights | 160 – Sivilt samf, demokrati | 70 – Sivilt samfunn | 2004 | 145,800 |
| Jerusalem Center for Women | Kirkens Nødhjelp | Jerusalem Centre for Women | 62 – Human rights | 160 – Sivilt samf, demokrati | 70 – Sivilt samfunn | 2005 | 145,800 |
| PAL/Ecumenical Accompaniment Programme | Kirkens Nødhjelp | Kirkens Nødhjelp | 62 – Human rights | 163 – Nødhjelp, Hum, MR | 71 – Hum og MR | 2005 | 2,017,000 |
| Jerusalem Center for Women | Kirkens Nødhjelp | Jerusalem Centre for Women | 62 – Human rights | 160 – Sivilt samf, demokrati | 70 – Sivilt samfunn | 2006 | 145,800 |
| Jerusalem Center for Women | Kirkens Nødhjelp | Jerusalem Centre for Women | 62 – Human rights | 160 – Sivilt samf, demokrati | 70 – Sivilt samfunn | 2007 | 145,800 |
| Jerusalem Center for Women | Kirkens Nødhjelp | Jerusalem Centre for Women | 62 – Human rights | 160 – Sivilt samf, demokrati | 70 – Sivilt samfunn | 2008 | 162,000 |
| NOR Cup-Team from Gaza | Kjemisk Industriarbeiderforbund | Kjemisk Industriarbeiderforbund | 50 – Civil society | 191 – MR, Hum, Flyktninger | 70 – MR, Hum, Flyktninger | 2001 | 260,000 |
| Norway Cup – Palestinian Participati | Kjemisk Industriarbeiderforbund | Kjemisk Industriarbeiderforbund | 50 – Civil society | 163 – Nødhjelp, Hum, MR | 71 – Hum og MR | 2003 | 230,000 |
| Jerusalem Legal Aid Center | Kvekerhjelpen | Jerusalem Legal Aid Center | 30 – Legal, judicial | 154 – Opplysning, org, samarbeid | 71 – Frivillige organisasjoner | 1999 | 84,800 |
| Legal and technical support | Law Society | Law Society | 62 – Human rights | 191 – MR, Hum, Flyktninger | 70 – MR, Hum, Flyktninger | 2001 | 1,400,000 |

| Agreement title | Agreement partner | Impl Inst | DAC Sub sector (code+name) | Chapter (code+name) | Post (code+name) | Year | Disbursed (1000 NOK) |
|-----------------------------------|--|--|-------------------------------|------------------------------------|---------------------------------|------|----------------------|
| Training Course on Youth Exchange | LNU – Landsrådet for Norges barne- og ungdomsorganisasjoner | The Crown Prince Award | 50 – Civil society | 154 – Opplysning, org, samarbeid | 71 – Frivillige organisasjoner | 1999 | 250,000 |
| Ma'an | Maan – Maan Development Centre | Maan – Maan Development Centre | 62 – Human rights | 163 – Nødhjelp, Hum, MR | 71 – Hum og MR | 2006 | 430,000 |
| Ma'an Development Center | Maan – Maan Development Centre | Maan – Maan Development Centre | 62 – Human rights | 163 – Nødhjelp, Hum, MR | 71 – Hum og MR | 2007 | 1,200,000 |
| Ma'an Development Centre | Maan – Maan Development Centre | Maan – Maan Development Centre | 50 – Civil society | 164 – Fred, forskning og demokrati | 70 – Fred, forskning, demokrati | 2008 | 500,000 |
| MADAR Bridging 2004 | MADAR – Palestinian Center for Israel Studies | MADAR – Palestinian Center for Israel Studies | 50 – Civil society | 152 – Bistand Midtøsten | 78 – Regionbev Midtøsten | 2004 | 950,000 |
| Betlehem 2000 church activities | Mellomkirkelig råd | Mellomkirkelig råd | 63 – Free flow of information | 191 – MR, Hum, Flyktninger | 70 – MR, Hum, Flyktninger | 1999 | 204,000 |
| Democracy Activities | MIFTAH – Pal Initiative for Promotion of Global Dialogue & Democracy | MIFTAH – Pal Initiative for Promotion of Global Dialogue & Democracy | 62 – Human rights | 191 – MR, Hum, Flyktninger | 70 – MR, Hum, Flyktninger | 2000 | 1,000,000 |
| MIFTAH 2004 – Human Rights Work | MIFTAH – Pal Initiative for Promotion of Global Dialogue & Democracy | MIFTAH – Pal Initiative for Promotion of Global Dialogue & Democracy | 62 – Human rights | 163 – Nødhjelp, Hum, MR | 71 – Hum og MR | 2004 | 500,000 |
| MIFTAH's prospectus for 2006 | MIFTAH – Pal Initiative for Promotion of Global Dialogue & Democracy | MIFTAH – Pal Initiative for Promotion of Global Dialogue & Democracy | 62 – Human rights | 163 – Nødhjelp, Hum, MR | 71 – Hum og MR | 2005 | 650,000 |
| MIFTAH | MIFTAH – Pal Initiative for Promotion of Global Dialogue & Democracy | MIFTAH – Pal Initiative for Promotion of Global Dialogue & Democracy | 62 – Human rights | 163 – Nødhjelp, Hum, MR | 71 – Hum og MR | 2006 | 660,000 |

| Agreement title | Agreement partner | Impl Inst | DAC Sub sector (code+name) | Chapter (code+name) | Post (code+name) | Year | Disbursed (1000 NOK) |
|------------------------------------|--|--|----------------------------|------------------------------------|---------------------------------|------|----------------------|
| MIFTAH 2008 | MIFTAH – Pal Initiative for Promotion of Global Dialogue & Democracy | MIFTAH – Pal Initiative for Promotion of Global Dialogue & Democracy | 62 – Human rights | 164 – Fred, forsoning og demokrati | 70 – Fred, forsoning, demokrati | 2008 | 660,000 |
| Karl Henrik Sjursen | Misc | Misc | 50 – Civil society | 191 – MR, Hum, Flyktninger | 70 – MR, Hum, Flyktninger | 2001 | 3,131,855 |
| AHLC meeting April 2002 | Misc | Misc | 50 – Civil society | 153 – Regionbev Midtøsten | 75 – Reg samarbeid | 2002 | 392,944 |
| Support to MUSAWA | MUSAWA – Pal Center for independence of Judiciary and Legal Profession | MUSAWA – Pal Center for independence of Judiciary and Legal Profession | 62 – Human rights | 164 – Fred, Forsoning, demokrati | 70 – Fred, forsoning, demokrati | 2004 | 715,000 |
| MUSAWA | MUSAWA – Pal Center for independence of Judiciary and Legal Profession | MUSAWA – Pal Center for independence of Judiciary and Legal Profession | 62 – Human rights | 163 – Nødhjelp, Hum, MR | 71 – Hum og MR | 2007 | 680,000 |
| MUSAWA 2008 | MUSAWA – Pal Center for independence of Judiciary and Legal Profession | MUSAWA – Pal Center for independence of Judiciary and Legal Profession | 62 – Human rights | 164 – Fred, forsoning og demokrati | 70 – Fred, forsoning, demokrati | 2008 | 800,000 |
| Support negotiations | NAD – Pal Negotiation Affairs Department | NAD – Pal Negotiation Affairs Department | 30 – Legal, judicial | 191 – MR, Hum, Flyktninger | 70 – MR, Hum, Flyktninger | 1999 | 3,380,000 |
| Support negotiations | NAD – Pal Negotiation Affairs Department | NAD – Pal Negotiation Affairs Department | 30 – Legal, judicial | 150 – Prioriterte områder | 73 – Bistand til Midtøsten | 2000 | 1,200,000 |
| PAL/Co-operation SU/ IYU-Palestine | NDS – Norsk Senter for Demokratistøtte | NDS – Norsk Senter for Demokratistøtte | 50 – Civil society | 160 – Sivilt samf, demokrati | 72 – Demokrati-støtte/partier | 2005 | 116,200 |

| Agreement title | Agreement partner | Impl Inst | DAC Sub sector (code+name) | Chapter (code+name) | Post (code+name) | Year | Disbursed (1000 NOK) |
|---|--|--|----------------------------|----------------------------------|---------------------------------|------|----------------------|
| PSE/Co-operation Labour Party – Fatah | NDS – Norsk Senter for Demokratistøtte | NDS – Norsk Senter for Demokratistøtte | 50 – Civil society | 160 – Sivilt samf, demokrati | 72 – Demokrati-støtte/partier | 2006 | 320,544 |
| PSE/Co-operation Labour Youth – Fateh Youth | NDS – Norsk Senter for Demokratistøtte | NDS – Norsk Senter for Demokratistøtte | 50 – Civil society | 160 – Sivilt samf, demokrati | 72 – Demokrati-støtte/partier | 2006 | 366,162 |
| Teacher to teacher – peace education | Norges Fredsråd | Norges Fredsråd | 50 – Civil society | 164 – Fred, Forsoning, demokrati | 70 – Fred, forsoning, demokrati | 2004 | 134,715 |
| Family Visits to Detainees | Norges Røde Kors | Norges Røde Kors | 62 – Human rights | 191 – MR, Hum, Flyktninger | 70 – MR, Hum, Flyktninger | 2000 | 3,600,000 |
| Int Comm of the Red Cross App 2000 | Norges Røde Kors | Norges Røde Kors | 62 – Human rights | 191 – MR, Hum, Flyktninger | 70 – MR, Hum, Flyktninger | 2000 | 4,050,000 |
| ICRC appeals-prisoners in Israel | Norges Røde Kors | Norges Røde Kors | 50 – Civil society | 191 – MR, Hum, Flyktninger | 70 – MR, Hum, Flyktninger | 2001 | 2,580,533 |
| ICRC appeals – Israel | Norges Røde Kors | Norges Røde Kors | 50 – Civil society | 191 – MR, Hum, Flyktninger | 70 – MR, Hum, Flyktninger | 2001 | 3,507,533 |
| ICRC appeal 2002 prison visits | Norges Røde Kors | Norges Røde Kors | 62 – Human rights | 163 – Nødhjelp, Hum, MR | 71 – Hum og MR | 2002 | 3 708,000 |
| PAL/Visits in prisons and detention centres | Norges Røde Kors | Norges Røde Kors | 62 – Human rights | 163 – Nødhjelp, Hum, MR | 71 – Hum og MR | 2005 | 4,000,000 |
| PSE/Visitors in prisons/ detention centres | Norges Røde Kors | Norges Røde Kors | 62 – Human rights | 163 – Nødhjelp, Hum, MR | 71 – Hum og MR | 2006 | 4,000,000 |
| Organizational development | Norges Speiderforbund | Palestinian Scout Association | 50 – Civil society | 154 – Opplysning, org, samarbeid | 71 – Frivillige organisasjoner | 1999 | -120,000 |
| Organizational development | Norges Speiderforbund | Palestinian Scout Association | 50 – Civil society | 154 – Opplysning, org, samarbeid | 71 – Frivillige organisasjoner | 1999 | 254,000 |

| Agreement title | Agreement partner | Impl Inst | DAC Sub sector (code+name) | Chapter (code+name) | Post (code+name) | Year | Disbursed (1000 NOK) |
|--------------------------------------|-----------------------|--|----------------------------|----------------------------------|--------------------------------|------|----------------------|
| Organizational development | Norges Speiderforbund | Palestinian Scout Association | 50 – Civil society | 154 – Opplysning, org, samarbeid | 71 – Frivillige organisasjoner | 2000 | -126,611 |
| Organizational development | Norges Speiderforbund | Palestinian Scout Association | 50 – Civil society | 154 – Opplysning, org, samarbeid | 71 – Frivillige organisasjoner | 2000 | 127,000 |
| Organizational development | Norges Speiderforbund | Palestinian Scout Association | 50 – Civil society | 154 – Opplysning, org, samarbeid | 71 – Frivillige organisasjoner | 2001 | -127,000 |
| IT for visually impaired | Norsk Folkehjelp | Visually Impaired Graduates League | 50 – Civil society | 154 – Opplysning, org, samarbeid | 71 – Frivillige organisasjoner | 2001 | 407,408 |
| Enhancing Democracy Initiatives | Norsk Folkehjelp | Misc | 50 – Civil society | 160 – Sivilt samf, demokrati | 70 – Sivilt samfunn | 2002 | 394,109 |
| Campaign for the Defence for Palesti | Norsk Folkehjelp | BADIL – Badil Ctr Residency and Refugee Rights | 50 – Civil society | 160 – Sivilt samf, demokrati | 70 – Sivilt samfunn | 2003 | 583,956 |
| Enhancing Democracy Initiatives | Norsk Folkehjelp | Misc | 50 – Civil society | 160 – Sivilt samf, demokrati | 70 – Sivilt samfunn | 2003 | 875,933 |
| Campaign for the Defence for Palesti | Norsk Folkehjelp | BADIL – Badil Ctr Residency and Refugee Rights | 50 – Civil society | 160 – Sivilt samf, demokrati | 70 – Sivilt samfunn | 2004 | 670,578 |
| Partners Competence Building | Norsk Folkehjelp | Norsk Folkehjelp | 50 – Civil society | 160 – Sivilt samf, demokrati | 70 – Sivilt samfunn | 2004 | 778,462 |
| The Right to My Land | Norsk Folkehjelp | Maan – Maan Development Centre | 50 – Civil society | 160 – Sivilt samf, demokrati | 70 – Sivilt samfunn | 2004 | 834,910 |
| Youth Community Initiatives | Norsk Folkehjelp | Misc NGOs | 50 – Civil society | 160 – Sivilt samf, demokrati | 70 – Sivilt samfunn | 2005 | 486,000 |

| Agreement title | Agreement partner | Impl Inst | DAC Sub sector (code+name) | Chapter (code+name) | Post (code+name) | Year | Disbursed (1000 NOK) |
|---|-------------------|--|----------------------------|------------------------------|---------------------|------|----------------------|
| Young Achievements | Norsk Folkehjelp | PV – Palestinian Vision | 50 – Civil society | 160 – Sivilt samf, demokrati | 70 – Sivilt samfunn | 2005 | 583,200 |
| Participation and Capacity Building for Refugee Communities | Norsk Folkehjelp | BADIL – Badil Ctr Residency and Refugee Rights | 50 – Civil society | 160 – Sivilt samf, demokrati | 70 – Sivilt samfunn | 2005 | 680,400 |
| Gaza Farmers Empowerment Project | Norsk Folkehjelp | ACAD – Arab Centre for Development | 50 – Civil society | 160 – Sivilt samf, demokrati | 70 – Sivilt samfunn | 2005 | 680,400 |
| Partners Competence Building | Norsk Folkehjelp | Undefined | 50 – Civil society | 160 – Sivilt samf, demokrati | 70 – Sivilt samfunn | 2005 | 777,600 |
| The Right to My Land | Norsk Folkehjelp | Maan – Maan Development Centre | 50 – Civil society | 160 – Sivilt samf, demokrati | 70 – Sivilt samfunn | 2005 | 777,600 |
| Youth for Tomorrow | Norsk Folkehjelp | TAMER- Tamer Institute for Community Education | 50 – Civil society | 160 – Sivilt samf, demokrati | 70 – Sivilt samfunn | 2005 | 777,600 |
| Young Achievements | Norsk Folkehjelp | PV – Palestinian Vision | 50 – Civil society | 160 – Sivilt samf, demokrati | 70 – Sivilt samfunn | 2006 | 497,966 |
| The Right to My Land | Norsk Folkehjelp | Maan – Maan Development Centre | 50 – Civil society | 160 – Sivilt samf, demokrati | 70 – Sivilt samfunn | 2006 | 572,874 |
| Youth for Tomorrow | Norsk Folkehjelp | TAMER- Tamer Institute for Community Education | 50 – Civil society | 160 – Sivilt samf, demokrati | 70 – Sivilt samfunn | 2006 | 627,523 |
| Participation and Capacity Building for Refugee Communities | Norsk Folkehjelp | BADIL – Badil Ctr Residency and Refugee Rights | 50 – Civil society | 160 – Sivilt samf, demokrati | 70 – Sivilt samfunn | 2006 | 705,076 |
| Youth Community Initiatives | Norsk Folkehjelp | Misc NGOs | 50 – Civil society | 160 – Sivilt samf, demokrati | 70 – Sivilt samfunn | 2006 | 1,265,181 |

| Agreement title | Agreement partner | Impl Inst | DAC Sub sector (code+name) | Chapter (code+name) | Post (code+name) | Year | Disbursed (1000 NOK) |
|--|-------------------|--|----------------------------|------------------------------|---------------------|------|----------------------|
| Young Achievements | Norsk Folkehjelp | PV – Palestinian Vision | 50 – Civil society | 160 – Sivilt samf, demokrati | 70 – Sivilt samfunn | 2007 | 375,764 |
| Sahim for enabling the youth in the Palestinian society | Norsk Folkehjelp | El Wedad Society for Community Rehabilitation | 50 – Civil society | 160 – Sivilt samf, demokrati | 70 – Sivilt samfunn | 2007 | 490,443 |
| Participation and Capacity Building for Refugee Communities | Norsk Folkehjelp | BADIL – Badil Ctr Residency and Refugee Rights | 50 – Civil society | 160 – Sivilt samf, demokrati | 70 – Sivilt samfunn | 2007 | 517,266 |
| Youth for Tomorrow | Norsk Folkehjelp | TAMER- Tamer Institute for Community Education | 50 – Civil society | 160 – Sivilt samf, demokrati | 70 – Sivilt samfunn | 2007 | 626,274 |
| Youth Community Initiatives | Norsk Folkehjelp | Misc NGOs | 50 – Civil society | 160 – Sivilt samf, demokrati | 70 – Sivilt samfunn | 2007 | 938,934 |
| Support and Empowerment to Women who are Victims of Violence | Norsk Folkehjelp | PCDCR – Palestinian Center for Democracy and Conflict Resolution | 50 – Civil society | 160 – Sivilt samf, demokrati | 70 – Sivilt samfunn | 2007 | 1,293,164 |
| Enhance CS Capacity to work for democratic Independence in Palestine | Norsk Folkehjelp | UPNGO – Union of Palestinian NGO Network | 50 – Civil society | 160 – Sivilt samf, demokrati | 70 – Sivilt samfunn | 2008 | 1,892,970 |
| Enhance CS Capacity to work for democratic Independence in Palestine | Norsk Folkehjelp | UPNGO – Union of Palestinian NGO Network | 50 – Civil society | 160 – Sivilt samf, demokrati | 70 – Sivilt samfunn | 2008 | 7,571,880 |
| Forensic Laboratorium | Oslo Krim | Oslo Krim | 30 – Legal, Judicial | 158 – R&D, QA | 1 – Driftsutgifter | 2000 | 103,150 |

| Agreement title | Agreement partner | Impl Inst | DAC Sub sector (code+name) | Chapter (code+name) | Post (code+name) | Year | Disbursed (1000 NOK) |
|--|--|--|----------------------------|----------------------------------|---------------------------------|------|----------------------|
| 1999 Activities | Palestinakomiteen i Norge | Palestinakomiteen i Norge | 62 – Human rights | 191 – MR, Hum, Flyktninger | 70 – MR, Hum, Flyktninger | 1999 | 293,000 |
| Human Rights Projects | Palestinakomiteen i Norge | Palestinakomiteen i Norge | 62 – Human rights | 191 – MR, Hum, Flyktninger | 70 – MR, Hum, Flyktninger | 2000 | 194,000 |
| A Peace Campaign – Ghandi tour | Palestinian Agricultural Relief Committees | Palestinian Agricultural Relief Committees | 62 – Human rights | 163 – Nødhjelp, Hum, MR | 71 – Hum og MR | 2004 | 570,000 |
| A Peace Campaign – Ghandi tour | Palestinian Agricultural Relief Committees | Palestinian Agricultural Relief Committees | 62 – Human rights | 163 – Nødhjelp, Hum, MR | 71 – Hum og MR | 2006 | -58,305 |
| General Support 1999 | Palestinian Centre for Human Rights | Palestinian Centre for Human Rights | 62 – Human rights | 191 – MR, Hum, Flyktninger | 70 – MR, Hum, Flyktninger | 1999 | 310,000 |
| Human Rights Activities | Palestinian Centre for Human Rights | Palestinian Centre for Human Rights | 62 – Human rights | 191 – MR, Hum, Flyktninger | 70 – MR, Hum, Flyktninger | 2000 | 432,000 |
| HR activities PCHR | Palestinian Centre for Human Rights | Palestinian Centre for Human Rights | 62 – Human rights | 191 – MR, Hum, Flyktninger | 70 – MR, Hum, Flyktninger | 2001 | 540,000 |
| Maintaining strategic optimism 2002 | Palestinian Centre for Human Rights | Palestinian Centre for Human Rights | 62 – Human rights | 163 – Nødhjelp, Hum, MR | 71 – Hum og MR | 2002 | 364,500 |
| Monitoring of Presidential Elections by PCHR | Palestinian Centre for Human Rights | Palestinian Centre for Human Rights | 62 – Human rights | 164 – Fred, Forsoning, demokrati | 70 – Fred, forsoning, demokrati | 2004 | 280,000 |
| Intensified field work in human rights | Palestinian Centre for Human Rights | Palestinian Centre for Human Rights | 62 – Human rights | 164 – Fred, Forsoning, demokrati | 70 – Fred, forsoning, demokrati | 2004 | 480,000 |
| Palestinian Centre for Human rights | Palestinian Centre for Human Rights | Palestinian Centre for Human Rights | 62 – Human rights | 163 – Nødhjelp, Hum, MR | 71 – Hum og MR | 2007 | 420,000 |

| Agreement title | Agreement partner | Impl Inst | DAC Sub sector (code+name) | Chapter (code+name) | Post (code+name) | Year | Disbursed (1000 NOK) |
|---|--|--|----------------------------|----------------------------------|---------------------------------|------|----------------------|
| HR activities related to settleme | Palestinian Human Rights Monitoring Group | Palestinian Human Rights Monitoring Group | 62 – Human rights | 191 – MR, Hum, Flyktninger | 70 – MR, Hum, Flyktninger | 2001 | 180,000 |
| PHRMG: Settler Watch Hotline | Palestinian Human Rights Monitoring Group | Palestinian Human Rights Monitoring Group | 62 – Human rights | 164 – Fred, Forsoning, demokrati | 70 – Fred, forsoning, demokrati | 2003 | 400,000 |
| Juridical Assistance | Palestinian Human Rights Monitoring Group | Palestinian Human Rights Monitoring Group | 30 – Legal, judicial | 163 – Nødhjelp, Hum, MR | 71 – Hum og MR | 2003 | 169,000 |
| Ombudsman | Palestinian Indt Commission Citizens' Rights | Palestinian Indt Commission Citizens' Rights | 62 – Human rights | 191 – MR, Hum, Flyktninger | 70 – MR, Hum, Flyktninger | 1999 | 750,000 |
| Pal Ind Com for Citizens' Rights | Palestinian Indt Commission Citizens' Rights | Palestinian Indt Commission Citizens' Rights | 62 – Human rights | 191 – MR, Hum, Flyktninger | 70 – MR, Hum, Flyktninger | 2000 | 857,000 |
| Independent Com-Citizens Rights | Palestinian Indt Commission Citizens' Rights | Palestinian Indt Commission Citizens' Rights | 62 – Human rights | 191 – MR, Hum, Flyktninger | 70 – MR, Hum, Flyktninger | 2001 | 857,000 |
| PCP Programme Fund 2008 | Palestinian Ministry of Finance | UNOPS – UN Office for Project Services | 30 – Legal, judicial | 152 – Bistand Midtøsten | 78 – Regionbev Midtøsten | 2008 | 7,000,000 |
| Legal Unit at the Office of the President | Palestinian President's Office | Palestinian President's Office | 30 – Legal, judicial | 152 – Bistand Midtøsten | 78 – Regionbev Midtøsten | 2006 | 1,105,000 |
| ESCRE – Ec/Soc/Cul Rights | Pal Society for Protection of HR and Environment | Pal Society for Protection of HR and Environment | 62 – Human rights | 191 – MR, Hum, Flyktninger | 70 – MR, Hum, Flyktninger | 1999 | 525,000 |
| LegisCo – HR Comm of the PLC | Pal Society for Protection of HR and Environment | Pal Society for Protection of HR and Environment | 62 – Human rights | 191 – MR, Hum, Flyktninger | 70 – MR, Hum, Flyktninger | 1999 | 525,000 |

| Agreement title | Agreement partner | Impl Inst | DAC Sub sector (code+name) | Chapter (code+name) | Post (code+name) | Year | Disbursed (1000 NOK) |
|------------------------------------|---|---|----------------------------|----------------------------|---------------------------|------|----------------------|
| Human Rights | Pal Society for Protection of HR and Environment | Pal Society for Protection of HR and Environment | 62 – Human rights | 191 – MR, Hum, Flyktninger | 70 – MR, Hum, Flyktninger | 2000 | 1,400,000 |
| HR activ related to peace proce | PCFR – Palestinian Council on Foreign Relations | PCFR – Palestinian Council on Foreign Relations | 62 – Human rights | 191 – MR, Hum, Flyktninger | 70 – MR, Hum, Flyktninger | 2001 | 450,000 |
| Engaging civil society in reforms. | PCFR – Palestinian Council on Foreign Relations | PCFR – Palestinian Council on Foreign Relations | 50 – Civil society | 163 – Nødhjelp, Hum, MR | 71 – Hum og MR | 2004 | 580,000 |
| Engaging civil society in reforms. | PCFR – Palestinian Council on Foreign Relations | PCFR – Palestinian Council on Foreign Relations | 50 – Civil society | 163 – Nødhjelp, Hum, MR | 71 – Hum og MR | 2005 | -251,567 |
| Ombudsmann | PICCR – Pal Ind't Commission for Citizen's Rights | PICCR – Pal Ind't Commission for Citizen's Rights | 30 – Legal, judicial | 153 – Regionbev Midtøsten | 74 – Godt styresett | 2002 | 757,470 |
| Ombudsmann | PICCR – Pal Ind't Commission for Citizen's Rights | PICCR – Pal Ind't Commission for Citizen's Rights | 30 – Legal, judicial | 152 – Bistand Midtøsten | 78 – Regionbev Midtøsten | 2003 | 310,000 |
| Ombudsmann | PICCR – Pal Ind't Commission for Citizen's Rights | PICCR – Pal Ind't Commission for Citizen's Rights | 30 – Legal, judicial | 152 – Bistand Midtøsten | 78 – Regionbev Midtøsten | 2004 | 455,000 |
| Ombudsmann II | PICCR – Pal Ind't Commission for Citizen's Rights | PICCR – Pal Ind't Commission for Citizen's Rights | 62 – Human rights | 152 – Bistand Midtøsten | 78 – Regionbev Midtøsten | 2005 | 1,590,000 |
| Ombudsmann II | PICCR – Pal Ind't Commission for Citizen's Rights | PICCR – Pal Ind't Commission for Citizen's Rights | 62 – Human rights | 152 – Bistand Midtøsten | 78 – Regionbev Midtøsten | 2006 | 1,900,000 |

| Agreement title | Agreement partner | Impl Inst | DAC Sub sector (code+name) | Chapter (code+name) | Post (code+name) | Year | Disbursed (1000 NOK) |
|---|---|---|----------------------------|------------------------------------|---------------------------------|------|----------------------|
| Ombudsmann II | PICCR – Pal Ind't Commission for Citizen's Rights | PICCR – Pal Ind't Commission for Citizen's Rights | 62 – Human rights | 152 – Bistand Midtøsten | 78 – Regionbev Midtøsten | 2007 | 1,710,000 |
| Ombudsmann III – ICHR 2008-2010 | PICCR – Pal Ind't Commission for Citizen's Rights | PICCR – Pal Ind't Commission for Citizen's Rights | 62 – Human rights | 152 – Bistand Midtøsten | 78 – Regionbev Midtøsten | 2008 | 2,000,000 |
| Political, Legal & Communications Consultants | PMO – Ministerial Comm on Jerusalem, Palestine | PMO – Ministerial Comm on Jerusalem, Palestine | 62 – Human rights | 152 – Bistand Midtøsten | 78 – Regionbev Midtøsten | 2005 | 860,000 |
| PICATI Public Committee Against Tortu | Public commission against torture in Israel | Public commission against torture in Israel | 62 – Human rights | 163 – Nødhjelp, Hum, MR | 71 – Hum og MR | 2003 | 664,000 |
| Project against torture in Israel | Public commission against torture in Israel | Public commission against torture in Israel | 62 – Human rights | 164 – Fred, Forsoning, demokrati | 70 – Fred, forsoning, demokrati | 2004 | 672,000 |
| PSE/Safeguarding HR in Israel and OPT | Public commission against torture in Israel | Public commission against torture in Israel | 62 – Human rights | 164 – Fred, forsoning og demokrati | 70 – Fred, forsoning, demokrati | 2006 | 790,000 |
| Technical Assistance to CEC | Quality A/S | Quality A/S | 30 – Legal, judicial | 165 – Forskning etc | 1 – Driftsutgifter | 2006 | 155,762 |
| Legal advice regarding LAW | Qupty Assoc Law Office | Qupty Assoc Law Office | 62 – Human rights | 165 – Forskning etc | 1 – Driftsutgifter | 2003 | 103,031 |
| Emergency Assistance | Representasjonskontoret i AI Ram (Norge) | Representasjonskontoret i AI Ram (Norge) | 50 – Civil society | 191 – MR, Hum, Flyktninger | 70 – MR, Hum, Flyktninger | 2000 | 2,000,000 |
| Humanitarian Assistance Bedouin Soc | Representasjonskontoret i AI Ram (Norge) | Representasjonskontoret i AI Ram (Norge) | 62 – Human rights | 191 – MR, Hum, Flyktninger | 70 – MR, Hum, Flyktninger | 2000 | 200,000 |

| Agreement title | Agreement partner | Impl Inst | DAC Sub sector (code+name) | Chapter (code+name) | Post (code+name) | Year | Disbursed (1000 NOK) |
|---|--|--|----------------------------|------------------------------------|---------------------------------|------|----------------------|
| Strategy work in Gaza | Representasjonskontoret i AI Ram (Norge) | JM Consult AS | 50 – Civil society | 158 – R&D, QA | 1 – Driftsutgifter | 2001 | 434,555 |
| HR: Support to MUSAWA | Representasjonskontoret i AI Ram (Norge) | Representasjonskontoret i AI Ram (Norge) | 30 – Legal, judicial | 163 – Nødhjelp, Hum, MR | 71 – Hum og MR | 2003 | 71,300 |
| Support to Twinned Partnership | Right to Play | Right to Play | 50 – Civil society | 163 – Nødhjelp, Hum, MR | 71 – Hum og MR | 2003 | 1,500,000 |
| SportWorks Programme | Right to Play | Right to Play | 50 – Civil society | 163 – Nødhjelp, Hum, MR | 71 – Hum og MR | 2003 | 1,700,000 |
| SportWorks Project Jericho and Ramal | Right to Play | Right to Play | 50 – Civil society | 163 – Nødhjelp, Hum, MR | 71 – Hum og MR | 2004 | 1,190,371 |
| Twinned Soccer Schools Project OPT/I | Right to Play | Right to Play | 50 – Civil society | 163 – Nødhjelp, Hum, MR | 71 – Hum og MR | 2004 | 1,429,729 |
| Aid, Diplomacy and facts on the ground | RIIA – Royal Institute for International Affairs | RIIA – Royal Institute for International Affairs | 30 – Legal, judicial | 165 – Forskning etc | 1 – Driftsutgifter | 2004 | 210,000 |
| PSE/Support to local HR org. Israel | Royal Norwegian Embassy | Royal Norwegian Embassy | 62 – Human rights | 164 – Fred, forsoning og demokrati | 70 – Fred, forsoning, demokrati | 2007 | 6,000,000 |
| PSE/Support to local HR org. Israel | Royal Norwegian Embassy, Tel Aviv | Royal Norwegian Embassy, Tel Aviv | 62 – Human rights | 164 – Fred, forsoning og demokrati | 70 – Fred, forsoning, demokrati | 2008 | 9,999,810 |
| PSE/Legal protection of freedom of movement | SEYERSTED, METTE | SEYERSTED, METTE | 62 – Human rights | 164 – Fred, forsoning og demokrati | 70 – Fred, forsoning, demokrati | 2006 | 315,825 |
| Informal Surveys of Evacuation | SHAAL | SHAAL | 62 – Human rights | 164 – Fred, Forsoning, demokrati | 70 – Fred, forsoning, demokrati | 2004 | 70,000 |
| Settlement Watch Project | SHAAL | SHAAL | 62 – Human rights | 164 – Fred, Forsoning, demokrati | 70 – Fred, forsoning, demokrati | 2004 | 1,200,000 |

| Agreement title | Agreement partner | Impl Inst | DAC Sub sector (code+name) | Chapter (code+name) | Post (code+name) | Year | Disbursed (1000 NOK) |
|---|--|--|----------------------------|------------------------------------|---------------------------------|------|----------------------|
| Settlement Watch Project | SHAAL CAMPEIN PEACE NOW | SHAAL CAMPEIN PEACE NOW | 62 – Human rights | 164 – Fred, Forsoning, demokrati | 70 – Fred, forsoning, demokrati | 2003 | 1,200,000 |
| Supp to Augusta Vic Hospital | Stiftelsen Oljeberget | Stiftelsen Oljeberget | 50 – Civil society | 150 – Prioriterte områder | 73 – Bistand til Midtøsten | 2001 | 9,300,000 |
| Master Plan for property in East Jer | Stiftelsen Oljeberget | Stiftelsen Oljeberget | 50 – Civil society | 153 – Regionbev Midtøsten | 75 – Reg samarbeid | 2002 | 500,000 |
| Pre-project / Travel Support | SV – Sosialistisk Venstreparti | SV – Sosialistisk Venstreparti | 50 – Civil society | 160 – Sivilt samf, demokrati | 72 – Demokratistøtte/partier | 2003 | 74,660 |
| Detainee Rights Project | Tel Aviv | Tel Aviv | 62 – Human rights | 191 – MR, Hum, Flyktninger | 70 – MR, Hum, Flyktninger | 2001 | 900,000 |
| HR violations/Occupied territories | Tel Aviv | Tel Aviv | 62 – Human rights | 192 – Fred og demokrati | 70 – Tilskudd generelle tiltak | 2001 | 670,000 |
| Promote Women Civic and Legal Awareness in the Gaza Strip | Society Voice for Community and Civil Work (Pal) | Society Voice for Community and Civil Work (Pal) | 62 – Human rights | 163 – Nødhjelp, Hum, MR | 71 – Hum og MR | 2005 | 360,000 |
| Temp Int Presence Hebron Recur Costs | TIPH – Temp'y Intl Presence Hebron | TIPH – Temp'y Intl Presence Hebron | 50 – Civil society | 191 – MR, Hum, Flyktninger | 70 – MR, Hum, Flyktninger | 2000 | 972,780 |
| TIPH – working expenses | TIPH – Temp'y Intl Presence Hebron | TIPH – Temp'y Intl Presence Hebron | 50 – Civil society | 191 – MR, Hum, Flyktninger | 70 – MR, Hum, Flyktninger | 2001 | 3,841,988 |
| TIPH recurrent costs | TIPH – Temp'y Intl Presence Hebron | TIPH – Temp'y Intl Presence Hebron | 62 – Human rights | 164 – Fred, forsoning og demokrati | 70 – Fred, forsoning, demokrati | 2002 | 3,911,469 |

| Agreement title | Agreement partner | Impl Inst | DAC Sub sector (code+name) | Chapter (code+name) | Post (code+name) | Year | Disbursed (1000 NOK) |
|--|------------------------------------|------------------------------------|----------------------------|------------------------------------|---------------------------------|------|----------------------|
| HOM TIPH – miscellaneous | TIPH – Temp'y Intl Presence Hebron | TIPH – Temp'y Intl Presence Hebron | 50 – Civil society | 164 – Fred, Forsoning, demokrati | 70 – Fred, forsoning, demokrati | 2003 | 917,112 |
| Miscellaneous HOM 2004 | TIPH – Temp'y Intl Presence Hebron | TIPH – Temp'y Intl Presence Hebron | 50 – Civil society | 164 – Fred, Forsoning, demokrati | 70 – Fred, forsoning, demokrati | 2004 | 58,649 |
| Miscellaneous HOM 2003 | TIPH – Temp'y Intl Presence Hebron | TIPH – Temp'y Intl Presence Hebron | 50 – Civil society | 164 – Fred, Forsoning, demokrati | 70 – Fred, forsoning, demokrati | 2004 | 180,427 |
| Miscellaneous HOM 2004 | TIPH – Temp'y Intl Presence Hebron | TIPH – Temp'y Intl Presence Hebron | 50 – Civil society | 164 – Fred, Forsoning, demokrati | 70 – Fred, forsoning, demokrati | 2004 | 873,582 |
| TIPH Recurrent Costs | TIPH – Temp'y Intl Presence Hebron | TIPH – Temp'y Intl Presence Hebron | 50 – Civil society | 164 – Fred, Forsoning, demokrati | 70 – Fred, forsoning, demokrati | 2004 | 3,048,061 |
| PAL/TIPH recurrent costs | TIPH – Temp'y Intl Presence Hebron | TIPH – Temp'y Intl Presence Hebron | 50 – Civil society | 164 – Fred, forsoning og demokrati | 70 – Fred, forsoning, demokrati | 2005 | 3,034,099 |
| PSE/TIPH recurrent costs | TIPH – Temp'y Intl Presence Hebron | TIPH – Temp'y Intl Presence Hebron | 50 – Civil society | 164 – Fred, forsoning og demokrati | 70 – Fred, forsoning, demokrati | 2006 | 4,420,812 |
| PSE/TIPH recurrent costs. | TIPH – Temp'y Intl Presence Hebron | TIPH – Temp'y Intl Presence Hebron | 50 – Civil society | 164 – Fred, forsoning og demokrati | 70 – Fred, forsoning, demokrati | 2007 | 3,331,224 |
| PSE/TIPH recurrent costs 2008 | TIPH – Temp'y Intl Presence Hebron | TIPH – Temp'y Intl Presence Hebron | 50 – Civil society | 164 – Fred, forsoning og demokrati | 70 – Fred, forsoning, demokrati | 2008 | 4,280,477 |
| Human rights activities | UNHCHR | UNHCHR - | 62 – Human rights | 191 – MR, Hum, Flyktninger | 70 – MR, Hum, Flyktninger | 1999 | 500,000 |
| Achieving Citizens' Rights in East Jerusalem | Welfare Association | Welfare Association | 62 – Human rights | 163 – Nødhjelp, Hum, MR | 71 – Hum og MR | 2005 | 1,650,000 |

| Agreement title | Agreement partner | Impl Inst | DAC Sub sector (code+name) | Chapter (code+name) | Post (code+name) | Year | Disbursed (1000 NOK) |
|--|------------------------------|------------------------------|----------------------------|------------------------------------|---------------------------------|------|----------------------|
| Civic Coalition for Defending Pal Rights in Jerusalem | Welfare Association | Welfare Association | 62 – Human rights | 163 – Nødhjelp, Hum, MR | 71 – Hum og MR | 2007 | 1,500,000 |
| Civic Coalition for Defending Pal Rights in Jerusalem 2009 | Welfare Association | Welfare Association | 62 – Human rights | 164 – Fred, forsoning og demokrati | 70 – Fred, forsoning, demokrati | 2008 | 747,800 |
| PAL/Monitoring Human Rights at checkpoints | Womens Fund for Human Rights | Womens Fund for Human Rights | 62 – Human rights | 163 – Nødhjelp, Hum, MR | 71 – Hum og MR | 2005 | 325,000 |
| PSE/Women´s fund for HR | Womens Fund for Human Rights | Womens Fund for Human Rights | 62 – Human rights | 164 – Fred, forsoning og demokrati | 70 – Fred, forsoning, demokrati | 2006 | 410,573 |
| Peace Project | World Veterans Federation | World Veterans Federation | 62 – Human rights | 192 – Fred, forsoning og demokrati | 70 – Tilskudd | 2000 | 196,009 |
| Sharm el Sheikh committee | Øverkil, Arnstein | Øverkil, Arnstein | 50 – Civil society | 191 – MR, Hum, Flyktninger | 70 – MR, Hum, Flyktninger | 2001 | 238,640 |

EVALUATION REPORTS

- 4.99 Evaluation of the Tanzania-Norway Development Cooperation 1994–1997
- 5.99 Building African Consulting Capacity
- 6.99 Aid and Conditionality
- 7.99 Policies and Strategies for Poverty Reduction in Norwegian Development Aid
- 8.99 Aid Coordination and Aid Effectiveness
- 9.99 Evaluation of the United Nations Capital Development Fund (UNCDF)
- 10.99 Evaluation of AWEPA, The Association of European Parliamentarians for Africa, and AEI, The African European Institute
- 1.00 Review of Norwegian Health-related Development Cooperation 1988–1997
- 2.00 Norwegian Support to the Education Sector. Overview of Policies and Trends 1988–1998
- 3.00 The Project “Training for Peace in Southern Africa”
- 4.00 En kartlegging av erfaringer med norsk bistand gjennom frivillige organisasjoner 1987–1999
- 5.00 Evaluation of the NUFU programme
- 6.00 Making Government Smaller and More Efficient. The Botswana Case
- 7.00 Evaluation of the Norwegian Plan of Action for Nuclear Safety Priorities, Organisation, Implementation
- 8.00 Evaluation of the Norwegian Mixed Credits Programme
- 9.00 “Norwegians? Who needs Norwegians?” Explaining the Oslo Back Channel: Norway’s Political Past in the Middle East
- 10.00 Taken for Granted? An Evaluation of Norway’s Special Grant for the Environment
- 1.01 Evaluation of the Norwegian Human Rights Fund
- 2.01 Economic Impacts on the Least Developed Countries of the Elimination of Import Tariffs on their Products
- 3.01 Evaluation of the Public Support to the Norwegian NGOs Working in Nicaragua 1994–1999
- 3A.01 Evaluación del Apoyo Público a las ONGs Noruegas que Trabajan en Nicaragua 1994–1999
- 4.01 The International Monetary Fund and the World Bank Cooperation on Poverty Reduction
- 5.01 Evaluation of Development Co-operation between Bangladesh and Norway, 1995–2000
- 6.01 Can democratisation prevent conflicts? Lessons from sub-Saharan Africa
- 7.01 Reconciliation Among Young People in the Balkans An Evaluation of the Post Pessimist Network
- 1.02 Evaluation of the Norwegian Resource Bank for Democracy and Human Rights (NORDEM)
- 2.02 Evaluation of the International Humanitarian Assistance of the Norwegian Red Cross
- 3.02 Evaluation of ACOPAM An ILO program for “Cooperative and Organizational Support to Grassroots Initiatives” in Western Africa 1978 – 1999
- 3A.02 Évaluation du programme ACOPAM Un programme du BIT sur l’« Appui associatif et coopératif aux Initiatives de Développement à la Base » en Afrique de l’Ouest de 1978 à 1999
- 4.02 Legal Aid Against the Odds Evaluation of the Civil Rights Project (CRP) of the Norwegian Refugee Council in former Yugoslavia
- 1.03 Evaluation of the Norwegian Investment Fund for Developing Countries (Norfund)
- 2.03 Evaluation of the Norwegian Education Trust Fund for Africa in the World Bank
- 3.03 Evaluering av Bistandstorgets Evalueringsnettverk
- 1.04 Towards Strategic Framework for Peace-building: Getting Their Act Together. Overview Report of the Joint Utstein Study of the Peace-building.
- 2.04 Norwegian Peace-building policies: Lessons Learnt and Challenges Ahead
- 3.04 Evaluation of CESAR’s activities in the Middle East Funded by Norway
- 4.04 Evaluering av ordningen med støtte gjennom paraplyorganisasjoner. Eksemplifisert ved støtte til Norsk Misjons Bistandsnemda og Atlas-alliansen
- 5.04 Study of the impact of the work of FORUT in Sri Lanka: Building Civil Society
- 6.04 Study of the impact of the work of Save the Children Norway in Ethiopia: Building Civil Society
- 1.05 –Study: Study of the impact of the work of FORUT in Sri Lanka and Save the Children Norway in Ethiopia: Building Civil Society
- 1.05 –Evaluation: Evaluation of the Norad Fellowship Programme
- 2.05 –Evaluation: Women Can Do It – an evaluation of the WCIDI programme in the Western Balkans
- 3.05 Gender and Development – a review of evaluation report 1997–2004
- 4.05 Evaluation of the Framework Agreement between the Government of Norway and the United Nations Environment Programme (UNEP)
- 5.05 Evaluation of the “Strategy for Women and Gender Equality in Development Cooperation (1997–2005)”
- 1.06 Inter-Ministerial Cooperation. An Effective Model for Capacity Development?
- 2.06 Evaluation of Fredskorpset
- 1.06 – Synthesis Report: Lessons from Evaluations of Women and Gender Equality in Development Cooperation
- 1.07 Evaluation of the Norwegian Petroleum-Related Assistance
- 1.07 – Synteserapport: Humanitær innsats ved naturkatastrofer: En syntese av evalueringsfunn
- 1.07 – Study: The Norwegian International Effort against Female Genital Mutilation
- 2.07 Evaluation of Norwegian Power-related Assistance
- 2.07 – Study Development Cooperation through Norwegian NGOs in South America
- 3.07 Evaluation of the Effects of the using M-621 Cargo Trucks in Humanitarian Transport Operations
- 4.07 Evaluation of Norwegian Development Support to Zambia (1991 - 2005)
- 5.07 Evaluation of the Development Cooperation to Norwegian NGOs in Guatemala
- 1.08 Evaluation: Evaluation of the Norwegian Emergency Preparedness System (NOREPS)
- 1.08 Study: The challenge of Assessing Aid Impact: A review of Norwegian Evaluation Practise
- 1.08 Synthesis Study: On Best Practise and Innovative Approaches to Capacity Development in Low Income African Countries
- 2.08 Evaluation: Joint Evaluation of the Trust Fund for Environmentally and Socially Sustainable Development (TFESSD)
- 2.08 Synthesis Study: Cash Transfers Contributing to Social Protection: A Synthesis of Evaluation Findings
- 2.08 Study: Anti- Corruption Approaches. A Literature Review
- 3.08 Evaluation: Mid-term Evaluation the EEA Grants
- 4.08 Evaluation: Evaluation of Norwegian HIV/AIDS Responses
- 5.08 Evaluation: Evaluation of the Norwegian Research and Development Activities in Conflict Prevention and Peace-building
- 6.08 Evaluation: Evaluation of Norwegian Development Cooperation in the Fisheries Sector
- 1.09 Evaluation: Joint Evaluation of Nepal’s Education for All 2004–2009 Sector Programme
- 1.09 Study Report: Global Aid Architecture and the Health Millennium Development Goals
- 2.09 Evaluation: Mid-Term Evaluation of the Joint Donor Team in Juba, Sudan
- 2.09 Study Report: A synthesis of Evaluations of Environment Assistance by Multilateral Organisations
- 3.09 Evaluation: Evaluation of Norwegian Development Cooperation through Norwegian Non-Governmental Organisations in Northern Uganda (2003–2007)
- 3.09 Study Report: Evaluation of Norwegian Business-related Assistance Sri Lanka Case Study
- 4.09 Evaluation: Evaluation of Norwegian Support to the Protection of Cultural Heritage
- 4.09 Study Report: Norwegian Environmental Action Plan
- 5.09 Evaluation: Evaluation of Norwegian Support to Peacebuilding in Haiti 1998–2008
- 6.09 Evaluation: Evaluation of the Humanitarian Mine Action Activities of Norwegian People’s Aid
- 7.09 Evaluation: Evaluation of the Norwegian Programme for Development, Research and Education (NUFU) and of Norad’s Programme for Master Studies (NOMA)
- 1.10 Evaluation: Evaluation of the Norwegian Centre for Democracy Support 2002–2009
- 2.10 Synthesis Study: Support to Legislatures
- 3.10 Synthesis Main Report: Evaluation of Norwegian Business-related Assistance
- 4.10 Study: Evaluation of Norwegian Business-related Assistance South Africa Case Study
- 5.10 Study: Evaluation of Norwegian Business-related Assistance Bangladesh Case Study
- 6.10 Study: Evaluation of Norwegian Business-related Assistance Uganda Case Study
- 7.10 Evaluation: Evaluation of Norwegian Development Cooperation with the Western Balkans
- 8.10 Evaluation: Evaluation of Transparency International
- 9.10 Study: Evaluability Study of Partnership Initiatives
- 10.10 Evaluation: Democracy Support through the United Nations
- 11.10 Evaluation: Evaluation of the International Organization for Migration and its Efforts to Combat Human Trafficking
- 12.10 Evaluation: Real-Time Evaluation of Norway’s International Climate and Forest Initiative (NICFI)
- 13.10 Evaluation: Real-Time Evaluation of Norway’s International Climate and Forest Initiative. Country Report: Brasil
- 14.10 Evaluation: Real-Time Evaluation of Norway’s International Climate and Forest Initiative. Country Report: Democratic Republic of Congo
- 15.10 Evaluation: Real-Time Evaluation of Norway’s International Climate and Forest Initiative. Country Report: Guyana
- 16.10 Evaluation: Real-Time Evaluation of Norway’s International Climate and Forest Initiative. Country Report: Indonesia
- 17.10 Evaluation: Real-Time Evaluation of Norway’s International Climate and Forest Initiative. Country Report: Tanzania
- 18.10 Evaluation: Real-Time Evaluation of Norway’s International Climate and Forest Initiative
- 1.11 Evaluation: Results of Development Cooperation through Norwegian NGO’s in East Africa
- 2.11 Evaluation: Evaluation of Research on Norwegian Development Assistance
- 3.11 Evaluation: Evaluation of the Strategy for Norway’s Culture and Sports Cooperation with Countries in the South
- 4.11 Study: Contextual Choices in Fighting Corruption: Lessons Learned
- 5.11 Pawns of Peace. Evaluation of Norwegian peace efforts in Sri Lanka, 1997–2009
- 6.11 Joint Evaluation of Support to Anti-Corruption Efforts, 2002–2009

Norad

Norwegian Agency for
Development Cooperation

Postal address

P.O. Box 8034 Dep. NO-0030 OSLO

Visiting address

Ruseløkkveien 26, Oslo, Norway

Tel: +47 22 24 20 30

Fax: +47 22 24 20 31

No. of Copies: 0

postmottak@norad.no

www.norad.no

